



It's Better with Kason.

# Reach-In Hardware & Accessories

1.800.935.2766 | [kasonind.com](http://kasonind.com)



## The Kason Mission

### To Protect your Product Integrity

Our customers go to great lengths to build top-of-the-line coolers, freezers, foodservice equipment, industrial enclosures and delivery vans. Our goal is to preserve your product integrity by providing the highest quality door hardware and accessories for both original equipment and replacement applications.

End users need to protect products and processes, and lower operating costs. Their first line of defense is stable, airtight enclosures with doors that open with ease and close securely.

Since 1926, Kason has promised and delivered just that. Kason's extensive lines of walk-in and reach-in door hardware satisfy the most demanding requirements. Demonstrate the value of your products with the most innovative, dependable and longlasting hardware in the business.

### Research and Testing

Every Kason product must fulfill our customers' requirements. Before we develop a new product, we research the needs of both our industry and end users. We are never satisfied with the status quo. Our dedicated research and development staff continually search for pioneering design concepts. They insist on engineering integrity, extensive product testing and precise, in-line quality control. That is how we have developed such successful and trustworthy products as SafeGuard® inside releasing safety latches, Pacesetter handles and hinges, stainless steel hinges and latches and truck door handles with removable cylinder locks.

### Creative Concepts

Leading equipment manufacturers turn to Kason when they want a unique look of their own. We will adapt a stock product, design custom hardware or partner with your design engineers to develop a signature appearance just for your products. Building special and customized hardware is routine at Kason.

### Quality

Kason production facilities boast state-of-the-art installations, featuring fully automated die-casting, polishing and electroplating, as well as a full range of electronically controlled and robotic machinery. We require the finest raw materials, accurate machine tolerances and the highest level of Finishing. Skilled, experienced people maintain the Kason tradition of production excellence. Our unremitting commitment to superior manufacturing assures you consistently high quality products at the lowest possible cost. Quality assurance is integrated into every step of Kason operations to from engineering research and development through packaging and shipping.

### Service

The lifeline to all your foodservice needs is our efficient and friendly Customer Service Department. A representative can quickly track product availability or the status of your order with our computerized inventory and order control system. Count on dependable global delivery as we serve you from Kason distribution centers in the continental United States and Canada as well as through authorized distributors throughout the world.

### Our Promise

Satisfying your needs is our top priority. That is why Kason supplies you with hardware and accessories that reflect the same quality you demand in your own products. We strive to demonstrate an attitude that makes you want to do business with us. At Kason we offer a tradition of excellence, a philosophy of innovation and the most trusted name in specialty commercial hardware.

## Contacts

### USA Sales & Distribution Centers

1.800.93KASON (800.935.2766)

### Kason Industries, Inc.

#### Global Headquarters

57 Amlajack Boulevard | Newnan, GA 30265-1015, USA  
800.935.3550 | FAX: 770.251.4854  
Info@kasonind.com

#### Kason Foodservice Division

31 Amlajack Boulevard | Newnan, GA 30265-1015, USA  
866.231.2157 | FAX: 770.252.8397  
FoodService@kasonind.com

#### Kason International Division

57 Amlajack Boulevard | Newnan, GA 30265-1015, USA  
770.304.3000 | FAX: 770.251.4854  
International@kasonind.com

#### Kason Vinyl Division

31 Amlajack Boulevard | Newnan, GA 30265-1015, USA  
800.472.7450 | FAX: 770.252.8397  
Vinyl@kasonind.com

#### Kason Canada Branch

226 Industrial Pkwy North, Unit 2 | Aurora, Ontario, L4G 4C3, Canada  
905.713.6515 | FAX: 905.713.6518  
Canada@kasonind.com

#### Kason Central Branch

8889 Whitney Drive | Lewis Center, OH 43035-7106, USA  
740.549.2100 | FAX: 740.549.0701  
Central@kasonind.com

#### Kason Mid-America Branch

1239 Atlantic Avenue | Kansas City, MO 64116-4141, USA  
816.472.7450 | FAX: 816.472.8580  
MidAmerica@kasonind.com

#### Kason Western Branch

1500 East Wooley Road, Suite E  
Oxnard, CA 93030-7385, USA  
805.247.1088 | FAX: 805.247.1164  
Western@kasonind.com

## Catalog Icons



Walk-In



Casters & Caster Legs



Vinyl



Plumbing



Sliding Doors



Cabinet & Cafeteria



Lighting & Electrical



Canopy Hood



Reach-In



Fabrication Supplies



Equipment Legs



Truck Body

|   |     |   |     |
|---|-----|---|-----|
| 0038-08 Lock Keepers for Overlapping Reach-In Doors.....          | 228 | 1219 Adjustable Hinge.....                                    | 194 |
| 0038-12 Lock Keepers for Overlapping Reach-In Doors.....          | 228 | 1247/1257 Cam-Rise Hinge.....                                 | 195 |
| 0060 Pilaster.....  | 223 | 1267 Cam-Rise Hinge.....                                      | 196 |
| 0065 Pilaster.....  | 223 | 1269 Switch-Activator Hinge.....                              | 197 |
| 0139 Narrow Flange Hinge.....                                     | 200 | 1367R/1367S Micro Switch (Optional).....                      | 198 |
| 0170 Series Magnetic Latches.....                                 | 209 | 1367R Universal Replacement Cam-Rise Lift-Off Hinge.....      | 198 |
| 0171 Series Magnetic Latches.....                                 | 210 | 1367S Micro Switch.....                                       | 196 |
| 0172 Magnetic Mechanical Latch.....                               | 212 | 1467 Micro Switch (Optional).....                             | 199 |
| 0173/0174 Edgemount Mechanical Latches.....                       | 213 | 1467R Double Adjustable Cam-Rise Hinge.....                   | 199 |
| 0174B-14 Oven Latch.....  | 213 | 1510/1511/1530/1531 Horizontal Face Mounted Pivot Hinges..... | 207 |
| 0177 Edgemount Mechanical Latches.....                            | 214 | 1512/1513/1532/1533 Horizontal Face Mounted Pivot Hinges..... | 208 |
| 0177 Strike Assemblies.....                                       | 214 | 1521/1522 Pivot Hinges.....                                   | 202 |
| 0211 Slimline Hinge.....  | 187 | 1556-12 Top Right.....  | 205 |
| 0212 Adjustable Hinge.....  | 187 | 1556-14 Bottom Right.....                                     | 205 |
| 0213 Standard Hinge.....  | 188 | 1556-22 Top Right.....  | 205 |
| 0214 Adjustable Hinge.....  | 189 | 1556-24 Bottom Right.....                                     | 205 |
| 0215 Cam-Rise Hinge.....  | 195 | 1556-36 Double Bottom Right.....                              | 205 |
| 0217 Adjustable Hinge.....  | 190 | 1556-202F Stop Flange (Right Hand).....                       | 205 |
| 0218 Adjustable Spring Hinge.....                                 | 190 | 1556-203F Pivot Flange Center (Right Hand).....               | 205 |
| 0220 Spring Hinge.....  | 191 | 1556-204F Pivot Flange (Right Hand).....                      | 205 |
| 0225 Hi-Temp Resistant Hinge.....                                 | 194 | 1556-304/1556-308 Power Pivot Hinges.....                     | 203 |
| 0381 Die-Cast Handle.....   | 224 | Kason Hinge Selector.....                                     | 186 |
| 0531 Trigger Action Series.....                                   | 217 |   |     |
| 0533D/0538 Edgemount Mechanical Latches.....                      | 216 |   |     |
| 0544 Compact Magnetic Edgemount Latch.....                        | 215 |   |     |
| 0812 Cam Action Latch.....  | 222 |   |     |
| 0877 Padlocking Pull Handle/0879 Padlocking Pull Handle Stub..... | 227 |   |     |
| 0878 Padlocking Pull Handle/0879H Wedge Type.....                 | 227 |   |     |
| 0893 Inside Release Handle.....                                   | 227 |   |     |
| 0902 Heavy-Duty Handle.....                                       | 224 |   |     |
| 0906 Compact Rear Mount Handle.....                               | 225 |   |     |
| 0907 Compact Front Mount Handle.....                              | 225 |   |     |
| 0910 Customizer Rear Mount Handle.....                            | 225 |   |     |
| 0911 Customizer Front Mount Handle.....                           | 225 |   |     |
| 0912 Designer Handle.....   | 226 |   |     |
| 0930 Series Trigger Action Latches.....                           | 218 |   |     |
| 0930X Trigger Action Latch.....                                   | 220 |   |     |
| 0931 Trigger Action Latch.....                                    | 219 |   |     |
| 0931X Trigger Action Latch.....                                   | 221 |   |     |
| 1061 Steel Hinge/1061BB Ball Bearing Hinge.....                   | 200 |   |     |
| 1070/1071 Narrow Flange Hinges.....                               | 201 |   |     |
| 1070A/1071A Nylon Bearing Hinges.....                             | 201 |   |     |
| 1216-27 Spring Cartridge Kit (Optional).....                      | 193 |   |     |
| 1216-31 Hi-Temp Brass Oven Hinge.....                             | 193 |   |     |
| 1216 Double Adjustable Hinge.....                                 | 192 |   |     |

## Kason Hinge Selector

Our Hinge Selector was created to assist you in choosing the best Kason hinges for your commercial refrigeration, foodservice equipment, transportation, or industrial needs. The Load Chart, below, shows our recommended allowable load per two hinges for each hinge group.

The data applies for normal conditions under static loading by door weight only. Other factors, such as positive or negative pressure, very high gasket compression, vibration, corrosive or abrasive atmospheres, lubrication, cam life or structural movement are not taken into account. It is the final responsibility of the users to determine the suitability and capacity required in their specific applications.

### How to Use this Chart

1. Locate the weight of your door in the far left column, headed Door Weight.
2. Find the width of your door along the bottom of the chart.
3. Where the Weight and Width column intersect, find the recommended hinge group code (A, B, etc.)
4. Select your hinges from the Kason Hinge Groups

**NOTE:** If exact dimensions and weight for your door is not shown, use the next higher width and weight.

### Load Chart

|             |       | kg         | lb   |      |      |      |      |      |      |      |      |      |       |       |       |       |       |       |       |       |       |       |       |  |
|-------------|-------|------------|------|------|------|------|------|------|------|------|------|------|-------|-------|-------|-------|-------|-------|-------|-------|-------|-------|-------|--|
| Door Weight | 226.8 | 500        | D    | D    | E    | F    | F    | F    | G    | G    | G    | G    | H     | H     | H     | H     | H     | H     | J     | J     | J     | J     |       |  |
|             | 217.7 | 480        | D    | D    | E    | F    | F    | F    | G    | G    | G    | G    | H     | H     | H     | H     | H     | H     | J     | J     | J     | J     |       |  |
|             | 208.6 | 460        | D    | D    | E    | E    | F    | F    | F    | G    | G    | G    | G     | H     | H     | H     | H     | H     | H     | J     | J     | J     |       |  |
|             | 199.5 | 440        | D    | D    | D    | E    | F    | F    | F    | G    | G    | G    | G     | G     | H     | H     | H     | H     | H     | H     | J     | J     |       |  |
|             | 190.5 | 420        | D    | D    | D    | E    | F    | F    | F    | F    | G    | G    | G     | G     | H     | H     | H     | H     | H     | H     | H     | J     |       |  |
|             | 181.4 | 400        | D    | D    | D    | E    | E    | F    | F    | F    | G    | G    | G     | G     | G     | H     | H     | H     | H     | H     | H     | H     |       |  |
|             | 172.4 | 380        | D    | D    | D    | D    | E    | F    | F    | F    | F    | G    | G     | G     | G     | G     | H     | H     | H     | H     | H     | H     |       |  |
|             | 163.3 | 360        | D    | D    | D    | D    | E    | E    | F    | F    | F    | G    | G     | G     | G     | G     | G     | H     | H     | H     | H     | H     |       |  |
|             | 154.2 | 340        | D    | D    | D    | D    | E    | E    | F    | F    | F    | F    | G     | G     | G     | G     | G     | G     | H     | H     | H     | H     |       |  |
|             | 145.2 | 320        | C    | D    | D    | D    | D    | E    | E    | F    | F    | F    | F     | G     | G     | G     | G     | G     | G     | H     | H     | H     |       |  |
|             | 136.1 | 300        | C    | D    | D    | D    | D    | E    | E    | E    | F    | F    | F     | F     | G     | G     | G     | G     | G     | G     | H     | H     |       |  |
|             | 127.0 | 280        | C    | D    | D    | D    | D    | D    | E    | E    | F    | F    | F     | F     | F     | G     | G     | G     | G     | G     | G     | H     |       |  |
|             | 117.9 | 260        | C    | C    | D    | D    | D    | D    | D    | E    | E    | F    | F     | F     | F     | F     | G     | G     | G     | G     | G     | G     |       |  |
|             | 108.9 | 240        | C    | C    | D    | D    | D    | D    | D    | D    | E    | E    | F     | F     | F     | F     | F     | F     | G     | G     | G     | G     |       |  |
|             | 99.8  | 220        | C    | C    | C    | D    | D    | D    | D    | D    | D    | E    | E     | E     | F     | F     | F     | F     | F     | F     | G     | G     |       |  |
|             | 90.7  | 200        | B    | C    | C    | D    | D    | D    | D    | D    | D    | D    | E     | E     | E     | F     | F     | F     | F     | F     | F     | G     |       |  |
|             | 81.7  | 180        | B    | C    | C    | C    | D    | D    | D    | D    | D    | D    | D     | E     | E     | E     | E     | F     | F     | F     | F     | F     |       |  |
|             | 72.6  | 160        | B    | B    | C    | C    | C    | D    | D    | D    | D    | D    | D     | D     | D     | E     | E     | E     | E     | F     | F     | F     |       |  |
|             | 63.5  | 140        | B    | B    | C    | C    | C    | C    | D    | D    | D    | D    | D     | D     | D     | D     | D     | E     | E     | E     | E     | F     |       |  |
|             | 54.4  | 120        | B    | B    | B    | C    | C    | C    | C    | C    | D    | D    | D     | D     | D     | D     | D     | NR    | NR    | NR    | NR    | NR    |       |  |
| 45.4        | 100   | B          | B    | B    | B    | B    | C    | C    | C    | C    | C    | D    | D     | D     | D     | D     | NR    | NR    | NR    | NR    | NR    |       |       |  |
| 36.3        | 80    | B          | B    | B    | B    | B    | B    | C    | C    | C    | C    | C    | C     | D     | D     | D     | NR    | NR    | NR    | NR    | NR    |       |       |  |
| 27.2        | 60    | A          | A    | A    | A    | B    | B    | B    | B    | B    | B    | C    | C     | C     | NR    | NR    | NR    | NR    | NR    | NR    | NR    |       |       |  |
| 18.1        | 40    | A          | A    | A    | A    | A    | A    | A    | A    | B    | B    | B    | B     | B     | NR    | NR    | NR    | NR    | NR    | NR    | NR    |       |       |  |
| 9.0         | 20    | A          | A    | A    | A    | A    | A    | A    | A    | A    | A    | A    | A     | A     | NR    | NR    | NR    | NR    | NR    | NR    | NR    |       |       |  |
|             |       | in.        | 12   | 15   | 18   | 21   | 24   | 27   | 30   | 33   | 36   | 39   | 42    | 45    | 48    | 51    | 54    | 57    | 60    | 63    | 66    | 69    | 72    |  |
|             |       | cm.        | 30.5 | 38.1 | 45.7 | 53.3 | 61.0 | 68.6 | 76.2 | 83.8 | 91.4 | 99.1 | 106.7 | 114.3 | 121.9 | 129.5 | 137.2 | 144.8 | 152.4 | 160.0 | 167.6 | 175.3 | 182.9 |  |
|             |       | Door Width |      |      |      |      |      |      |      |      |      |      |       |       |       |       |       |       |       |       |       |       |       |  |

### Hinge Groups

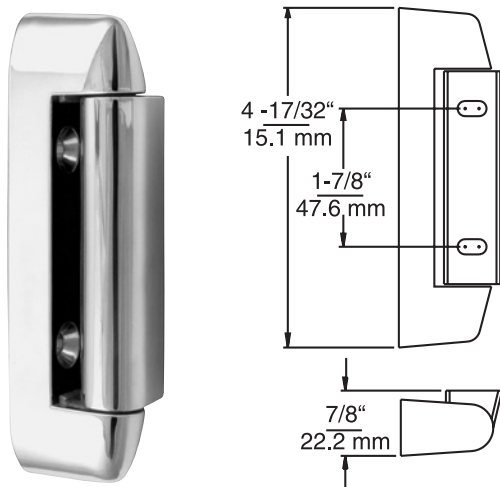
| Group | Type     | Max Moment (in.-lb) | Product Families   |
|-------|----------|---------------------|--|
| A     | Reach-In | 690                 | 0139, 0209, 0211, 0212, 0213, 0214, 0215, 0225, 1070, 1216, 1216-13, 1219, 1247*, 1257*, 1267*, 1268*, 1269*, 1367R*, 1467R* |
| B     | Reach-In | 1200                | 0217, 0218, 0220, 1070A, 1071, 1220, 1510, 1511, 1512, 1513, 1521, 1522, 1530, 1531, 1532, 1533, 1556                        |
| C     | Reach-In | 1980                | 1061, 1071A, 1247*, 1257*, 1267*, 1268*, 1269*, 1367R*, 1467R*, 1550   |
| D     | Walk-In  | 3990                | 1241, 1243, 1245, 1246, 1248, 1249, 1251, 1255, 1256, 1341, 1346**   |
| E     | Walk-In  | 4590                | 1074   |
| F     | Walk-In  | 6930                | 1037, 1055, 1214, 1240, 1409, 1345***  |
| G     | Walk-In  | 9900                | 0998, 1073, 1277, 1277L, 1277S, 1277T, 1278, 1278S, 1377L, 1377, 1398  |
| H     | Walk-In  | 15000               | 1075, 1076, 1275, 1276   |
| J     | Walk-In  | 18000               | 0094   |
| NR    |          |                     | Not Recommended, consult factory   |

\* Category A to maximize cam life and for spring versions. Reduce by 15 lb/hinge for spring option. Category C for safe static load option.

\*\* Maximum 220 lb up to 36" wide; Maximum 2940 in.-lb beyond 36"

\*\*\* Maximum 9,000 in.-lb, max 300 lb

## 0211 Slimline Hinge



- Streamlined styling for lightweight doors
- Smooth operation with self-lubricating nylon bearing
- Adjusts easily to compensate for gasket wear
- Interchangeable for right or left-opening door

| Part No.     | Description                      | Wgt./Carton       |
|--------------|----------------------------------|-------------------|
| 10211000001  | Strap, Flange & Adjustment Plate | 42.7 lb (19.4 kg) |
| 10211000002  | Cover, Chrome                    | 9.5 lb (4.3 kg)   |
| 10211000005* | Cover, Heavy-Duty, Chrome        | 9.5 lb (4.3 kg)   |

\*Only available through special order.

### Specifications

#### Material

High pressure, die-cast zinc

#### Finish

Polished chrome plated

#### Adjustment

Range: 3/16" (4.8 mm)

#### Offset

1-1/4" (28.6 mm)

#### Mounting

Drilled and countersunk for No. 10 (5.0 mm) screws

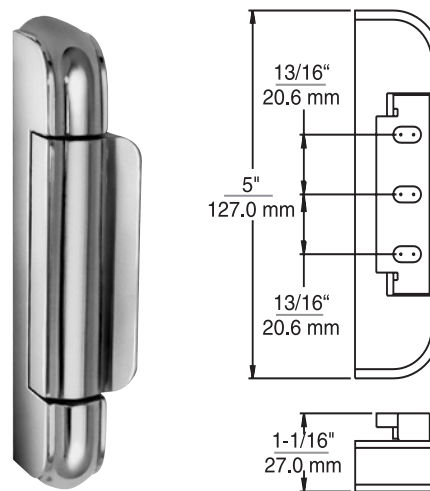
#### Load Rating

See Hinge Selector Chart on page 186, Group A

#### Packaging

100 per carton

## 0212 Adjustable Hinge



© U.S. Trademark 2,374,415

- Positive adjustment compensates for gasket wear
- Interchangeable for right or left-opening door

| Part No.    | Description | Offset           |
|-------------|-------------|------------------|
| 10212000004 | Hinge       | 7/8" (22.2 mm)   |
| 10212000008 | Hinge       | 1-1/8" (28.6 mm) |
| 10212000012 | Hinge       | 1-3/8" (34.9 mm) |

### Specifications

#### Material

High pressure, die-cast zinc flange; polished stainless steel cover, zinc plated steel strap

#### Finish

Highly polished chrome

#### Adjustment

Range: 3/16" (4.8 mm)

#### Mounting

Drilled and countersunk for No. 10 (5.0 mm) screws

#### Load Rating

See Hinge Selector Chart on page 186, Group A

#### Weight

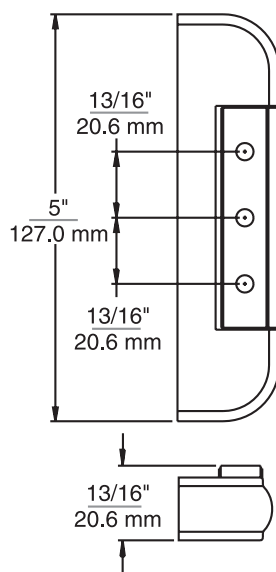
Approx. 11 lb (5.0 kg) per carton

#### Packaging

20 per carton



## 0213 Standard Hinge



© U.S. Trademark  
2,374,415

- Smooth operation, economy and strength
- Narrow width saves space, mounts close to door
- Interchangeable for right or left-opening door

| Part No.    | Description | Offset           |
|-------------|-------------|------------------|
| 10213000004 | Hinge       | 7/8" (22.2 mm)   |
| 10213000008 | Hinge       | 1-1/8" (28.6 mm) |
| 10213000012 | Hinge       | 1-3/8" (34.9 mm) |

### Specifications

#### Material

High pressure, die-cast zinc flange; polished stainless steel cover, zinc plated steel strap

#### Finish

Polished chrome

#### Mounting

Drilled and countersunk for No. 10 (5.0 mm) screws

#### Load Rating

See Hinge Selector Chart on page 186, Group A

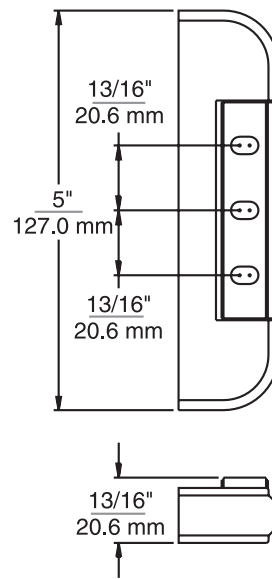
#### Packaging

20 per carton

#### Weight

Approx. 8 lb (3.6 kg) per carton





© U.S. Trademark  
2,374,415

- Mounts close to door. Requires minimum jamb width
- Adjustment range is 1/8" (3.2 mm)
- Easy, positive adjustment by loosening mounting screw and resetting serrated adjustment plate
- Interchangeable for right or left-opening door

| Part No.    | Description | Offset           |
|-------------|-------------|------------------|
| 10214000004 | Hinge       | 7/8" (22.2 mm)   |
| 10214000008 | Hinge       | 1-1/8" (28.6 mm) |
| 10214000012 | Hinge       | 1-3/8" (34.9 mm) |

## Specifications

### Material

High pressure, die-cast zinc flange and adjustment plate, polished stainless steel cover, zinc plated steel strap

### Finish

Polished chrome

### Adjustment

Range: 1/8" (3.2 mm)

### Mounting

Drilled and countersunk for No. 10 (5.0 mm) screws

### Load Rating

See Hinge Selector Chart on page 186, Group A

### Packaging

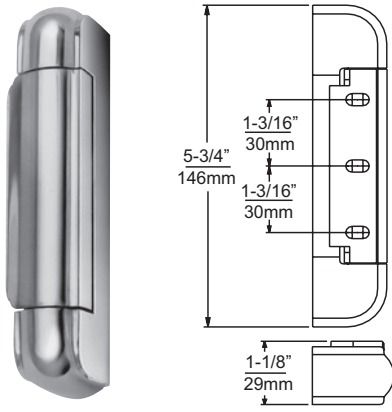
20 per carton

### Weight

Approx. 11 lb (5.0 kg) per carton



## 0217 Adjustable Hinge



© U.S. Trademark  
2,437,925

- Larger, heavy-duty hinge
- Choice of three offsets
- Serrated plate easily adjusts to compensate for gasket compression
- Interchangeable for right or left-opening door

### Specifications

#### Material

High pressure, die-cast zinc flange and adjustment plate; polished stainless steel cover, zinc plated steel strap

#### Finish

Polished chrome

#### Adjustment

Range: 3/16" (4.8 mm)

#### Mounting

Drilled and countersunk for No. 10 (5.0 mm) screws

#### Load Rating

See Hinge Selector Chart on page 186, Group B

#### Packaging

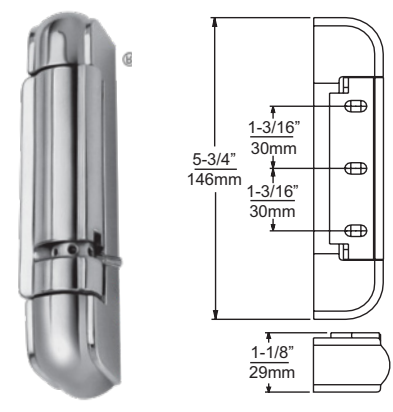
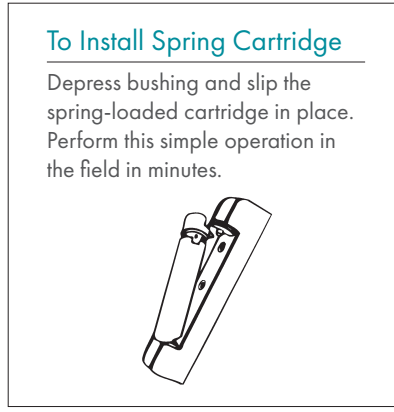
24 per carton

#### Weight

Approx. 18 lb (8.2 kg) per carton

| Part No.    | Description | Offset           |
|-------------|-------------|------------------|
| 10217000004 | Hinge       | 7/8" (22.2 mm)   |
| 10217000008 | Hinge       | 1-1/8" (28.6 mm) |
| 10217000012 | Hinge       | 1-3/8" (34.9 mm) |

## 0218 Adjustable Spring Hinge



© U.S. Trademark  
2,437,925

- Removable spring cartridge
- Powerful spring tension adjusts easily to provide needed closing force
- Ideal for self-closing refrigerators
- Serrated adjustment plate compensates for gasket compression
- Interchangeable for right or left door

### Specifications

#### Material

High pressure, die-cast zinc flange, adjustment plate and spring cartridge; zinc plated steel strap

#### Finish

Polished chrome

#### Adjustment

Range: 3/16" (4.8 mm)

#### Mounting

Drilled and countersunk for No. 10 (5.0 mm) screws

#### Load Rating

See Hinge Selector Chart on page 186, Group B

#### Packaging

24 per carton

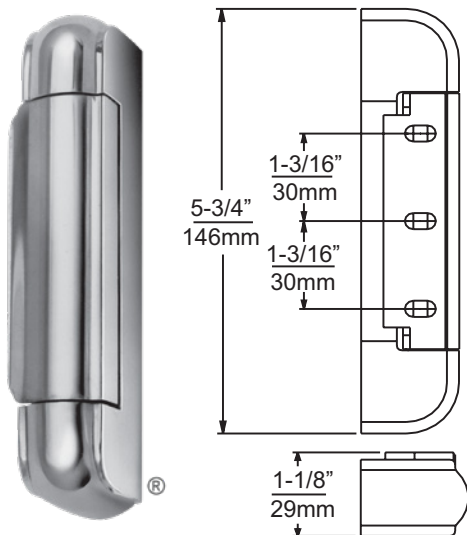
#### Weight

Approx. 33 lb (15.0 kg) per carton

| Part No.    | Description      | Offset           |
|-------------|------------------|------------------|
| 10218000004 | Hinge            | 7/8" (22.2 mm)   |
| 10218000008 | Hinge            | 1-1/8" (28.6 mm) |
| 10218000012 | Hinge            | 1-3/8" (34.9 mm) |
| 10218000028 | Spring Cartridge |                  |







© U.S. Trademark  
2,437,925

- Heavy-duty, long wearing design
- Fully round pivot pin assures trouble-free operation and long life
- Spring tension adjusts quickly on site
- Adjustable to compensate for gasket compression
- Interchangeable for right or left-opening door

### Specifications

#### Material

High pressure, die-cast zinc flange and adjustment plate, polished stainless steel cover, zinc plated steel strap

#### Finish

Polished chrome

#### Adjustment

Range: 3/16" (4.8 mm)

#### Mounting

Drilled and countersunk for No. 10 (5.0 mm) screws

#### Load Rating

See Hinge Selector Chart on page 186, Group B

#### Packaging

24 per carton

#### Weight

Approx. 18 lb (8.2 kg) per carton

| Part No.     | Description          | Offset           |
|--------------|----------------------|------------------|
| 10220000008* | Hinge                | 1-1/8" (28.6 mm) |
| 10220000012  | Hinge                | 1-3/8" (34.9 mm) |
| 10220000027  | Spring Cartridge Kit |                  |

\*Only available through special order.

### 0220 Spring Cartridge Kit Installation



1. Assemble spring cartridge as shown.



2. Place throughst washer and bushing over hexagon pin on mounted hinge. Insert adjustment pin into adjustment bushing assembly. Grasping adjustment pin, compress spring and place adjustment bushing assembly over round pin.

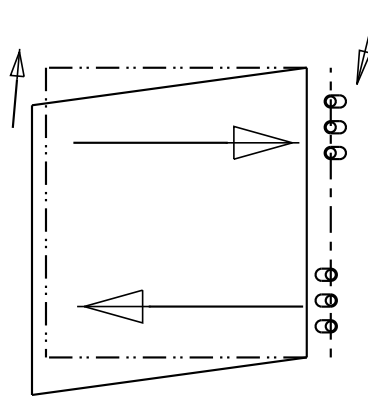


3. Adjust tension; then insert stop pin in hole of adjustment bushing assembly.

© 2024 Kason Industries, Inc.  
0823 LIT 001



## 1216 Double Adjustable Hinge



To level a sagging door, adjust lower flange TOWARD opening and upper flange away from opening.

U.S. Patent 7,055,214

- Dual serrated adjustment plates provide quick and easy adjustment to compensate for door sag and gasket compression
- Interchangeable for right or left hand applications
- Accepts power spring conversion kits
- Zinc die cast construction
- Options for stainless steel internal parts for outside application
- Well styled ideal hinge for under cabinet and refrigerator use
- Non-rise action keeps door at constant level throughout pivot range
- Serrated micro adjustment plate allows door to cabinet correction of 1/32" for exact gasket seal and 5/32" door to opening adjustment for optimum door alignment
- Add fully adjustable spring assist to assure automatic hands-free door closure
- Includes special flange washers to bypass the flange adjustment feature for OEM mounting. User may remove in-field when adjustment is necessary
- Snap-on polished stainless steel cover hides mounting hardware and provides required seal against infestation

| Part No.       | Description                                 | Offset           | Qty./<br>Carton |
|----------------|---|------------------|-----------------|
| 11216000012    | Dual Adjustable Hinge                       | 1-1/8" (28.6 mm) | 40              |
| 11216000014    | Dual Adjustable Hinge                       | 1-5/8" (41.2 mm) | 40              |
| 11216000031    | Solid Brass Hi-Temp Hinge                   | 1-1/8" (28.6 mm) | 24              |
| 11216000027    | Spring Cartridge Kit                        | 1-1/8" (28.6 mm) | 20              |
| 11216SS0001*   | Adjustable Hinge with<br>Stainless Strap    | 1-1/8" (28.6 mm) | 40              |
| 11216SS0027*   | Spring Cartridge Kit with<br>Stainless Pins | 1-1/8" (28.6 mm) | 20              |
| 91216003610095 | Cover                                       |                  |                 |

\*Stainless steel options are special order only

## Specifications

### Material

High pressure, die-cast zinc flange and adjustment plate, steel strap, stainless steel cover, aluminum flange adjustment plate

Offset Flange Plug: Propylene

Pins: Plated Steel

Spring: Stainless Steel

Spring Bushings: Brass

### Finish

Polished chrome

### Adjustment

Range: 3/16" (4.8 mm)

### Mounting

Drilled and countersunk for No. 10 (5.0 mm) screws

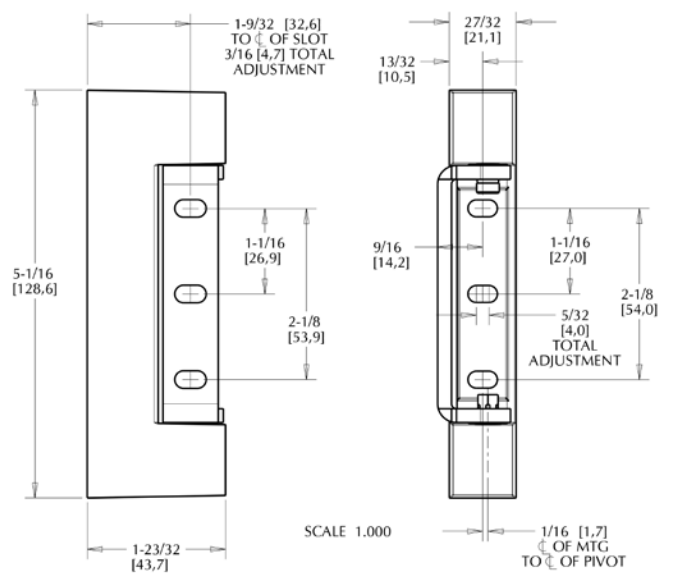
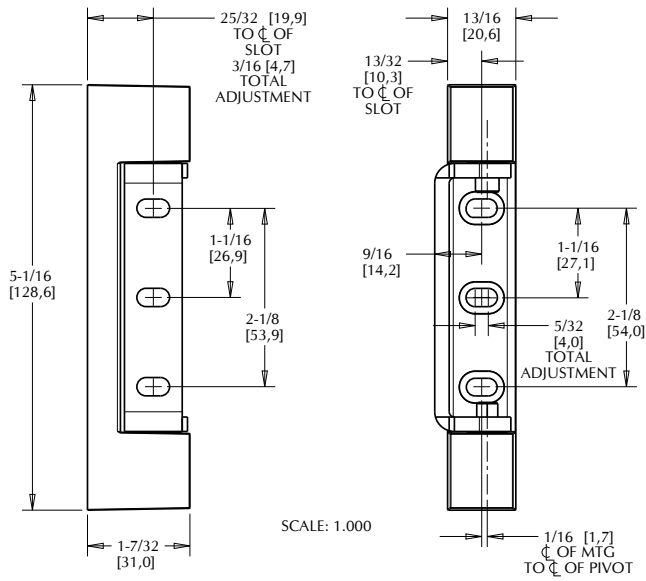
### Load Rating

See Hinge Selector Chart on page 186, Group A

### Weight

Approx. 22 lb (10.0 kg) per carton





**1216-27 Spring Cartridge Kit (Optional)**

This kit easily converts both the 1216-12 and 1216-14 double adjustable hinge and the 1216-31 hi-temp hinge to a spring hinge.

**1216-31 Hi-Temp Brass Oven Hinge**

- Non-rise hinge for right or left-hand use
- Designed for ovens, steam cabinets and other heated appliances
- Offsets adjust easily; loosen mounting screws and reset serrated adjustment plate




1. Assemble spring cartridge as shown.



2. Slip bushing over hexagon pin on mounted hinge; then insert adjustment pin into adjustment bushing assembly.



3. Grasping adjustment pin, compress spring and place adjustment bushing assembly over round pin.



4. Adjust tension; then insert stop pin in hole of adjustment bushing assembly.

**Specifications**

**Material**

Solid forged brass, Teflon bushing

**Finish**

Polished chrome

**Offset**

1-1/8" (28.6 mm)

**Mounting**

Drilled and countersunk for No. 10 (5.0 mm) screws

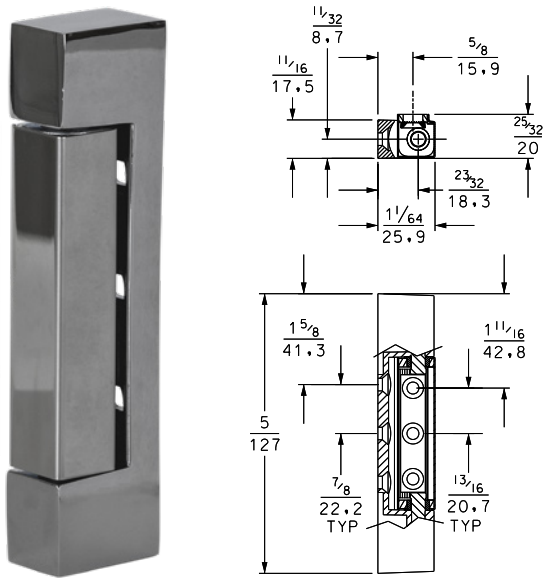
**Packaging**

24 per carton

**Weight**

Approx. 31 lb (14.0 kg) per carton

## 1219 Adjustable Hinge



- Requires minimum jamb width and mounts close to door
- Offset adjusts 1/8" (3.2 mm) in-and-out to compensate for gasket compression as needed
- Easy to adjust by loosening mounting screw and resetting serrated adjustment plate
- Interchangeable for right or left-opening door

### Specifications

#### Material

High pressure, die-cast zinc flange and adjustment plate, brass cover, zinc plated steel strap, nylon bushing, stainless steel cover

#### Finish

Polished chrome

#### Adjustment

Range: 1/8" (3.2 mm)

#### Mounting

Drilled and countersunk for No. 10 (5.0 mm) screws

#### Load Rating

See Hinge Selector Chart on page 186, Group A

#### Packaging

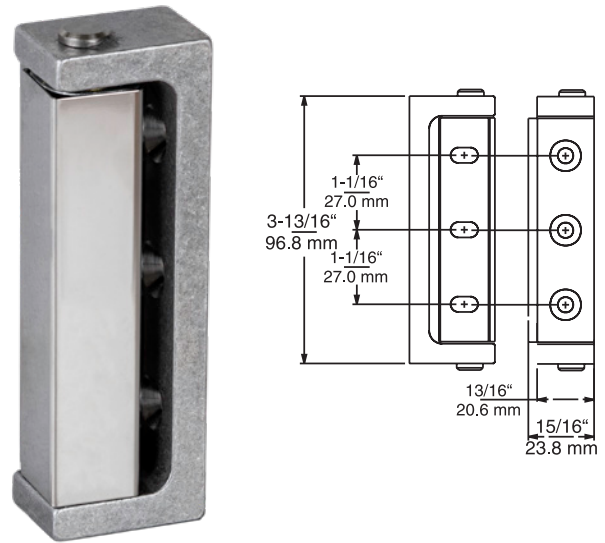
50 per carton

#### Weight

Approx. 27 lb (12.3 kg) per carton

| Part No.    | Description     | Offset          |
|-------------|-----------------|-----------------|
| 11219000004 | Edgemount Hinge | 7/8" (22.02 mm) |

## 0225 Hi-Temp Resistant Hinge



- Ideal for high temperature applications up to 450°F (232°C)
- Anodized finish halts discoloration
- Adjustable to compensate for gasket compression
- Interchangeable with Kason No. 1216 edgemount hinge
- Interchangeable for right or left-opening door

### Specifications

#### Material

Extruded aluminum flange, die-cast zinc adjustment plate, zinc-plated steel strap, stainless steel cover and pins

#### Finish

Anodized aluminum flange, chrome cover

#### Adjustment

Range: 3/16" (4.8 mm)

#### Mounting

Drilled and countersunk for No. 12 (5.5 mm) screws

#### Load Rating

See Hinge Selector Chart on page 186, Group A

#### Packaging

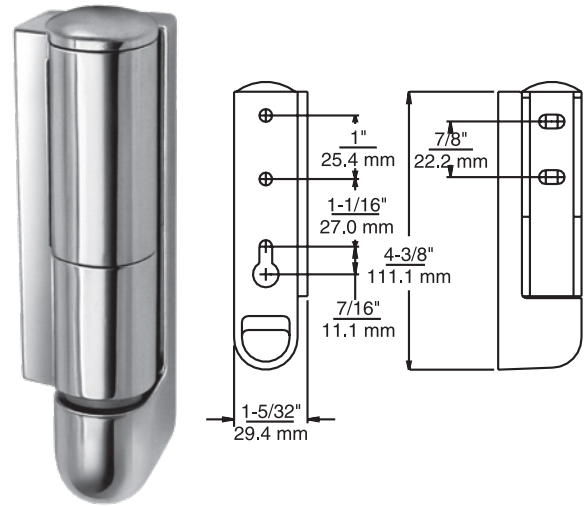
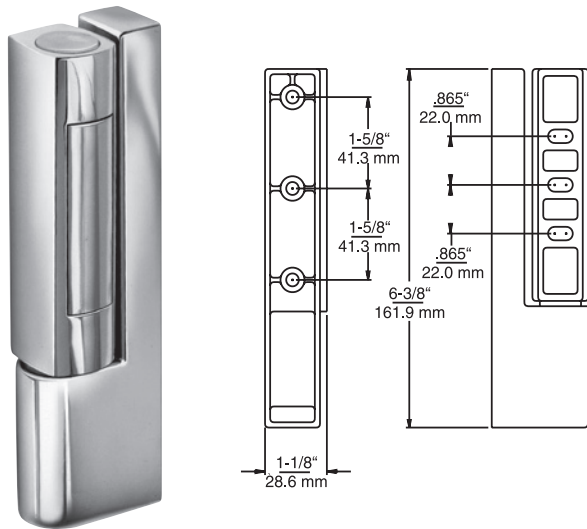
36 per carton

#### Weight

Approx. 14 lb (6.3 kg) per carton

| Part No.    | Description | Offset           |
|-------------|-------------|------------------|
| 10225000001 | Hinge       | 1-1/8" (28.6 mm) |





© U.S. Trademark  
2,349,251

- Self-closing hinge has built-in dwell that holds door open at 93°
- Lift-off feature allows door to be removed with hinges in place
- Adjusts for gasket compression
- Reversible for right or left-opening door

- Built-in dwell holds door open at 93°
- Positive adjustment with 3/16" (4.8 mm) range
- Lift-off strap
- Cam repositions for use on right or left-opening door

**Specifications**

**Material**

High pressure, die-cast zinc flange, strap and adjustment plate; stainless steel cover; steel pin

**Finish**

Polished chrome

**Mounting**

Flange drilled and countersunk for No. 12 (5.5 mm) flat head screws; strap drilled for No. 12 (5.5 mm) round head screws

**Load Rating**

See Hinge Selector Chart on page 186, Group A

**Packaging**

1247: 36 per carton;  
1257: 30 per carton

**Weight**

Approx. 45 lb (20.4 kg) per carton

| Part No.    | Description  | Offset                             |
|-------------|--------------|------------------------------------|
| 11247000002 | Hinge        | 1-1/4" to 1-5/8" (31.8 to 41.3 mm) |
| 11247000004 | Hinge        | 1-3/4" to 2-3/8" (44.5 to 60.3 mm) |
| 11257000004 | Spring Hinge | 1-1/4" to 1-5/8" (31.8 to 41.3 mm) |
| 11257000008 | Spring Hinge | 1-3/4" to 2-3/8" (44.5 to 60.3 mm) |

**Specifications**

**Material**

High pressure, die-cast zinc flange, strap and adjustment plate; brass cover; self-lubricating nylon reversible cam; Oilite bearing; stainless steel pin

**Finish**

Polished chrome

**Adjustment**

Range: 3/16" (4.8 mm)

**Mounting**

Drilled and countersunk for No. 10 (5.0 mm) screws

**Load Rating**

See Hinge Selector Chart on page 186, Group A

**Packaging**

32 per carton

**Weight**

Approx. 25 lb (11.6 kg) per carton

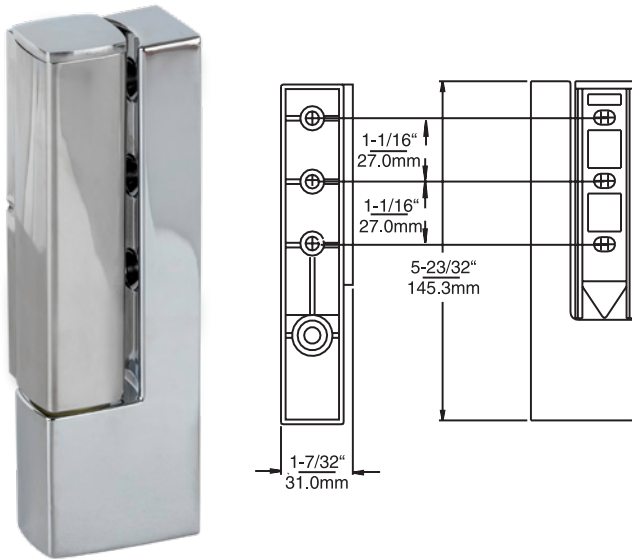
| Part No.    | Description |
|-------------|-------------|
| 10215000004 | Hinge       |



© 2024 Kason Industries, Inc.

0823 LIT 001

## 1267 Cam-Rise Hinge



- Beautifully designed and proportioned basic hinge is engineered for heavy use and long life
- Self-lubricating Zytel cam allows door to close automatically or to stay open at 98° or 120° depending on model
- Reversible cam for use on right or left-opening door
- Lift-off feature allows door to be removed with hinges in place
- Adjustable to compensate for gasket compression
- Spring-assisted and switch-activated versions available

### Specifications

#### Material

High pressure, die-cast zinc flange, strap and adjustment plate; brass cover

#### Finish

Polished chrome

#### Adjustment

Range: 1-5/8" (41.3 mm) to 2-3/8" (60.3 mm)

#### Mounting

Flange and strap drilled and countersunk for No. 12 (5.5 mm) flat head screws

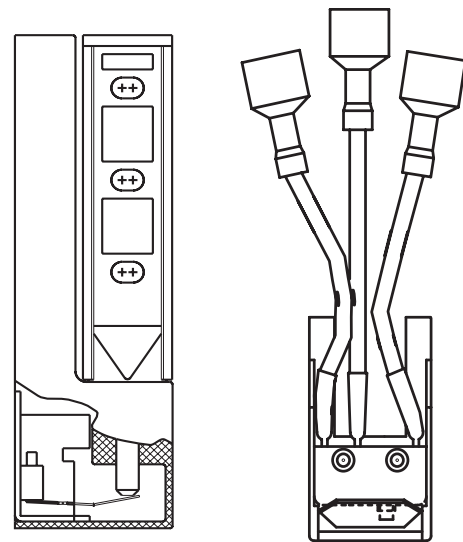
#### Load Rating

See Hinge Selector Chart on page 186, Group A

#### Weight

Approx. 38.5 lb (17.5 kg) per carton

## 1367S Micro Switch



1267 with  
Micro Switch

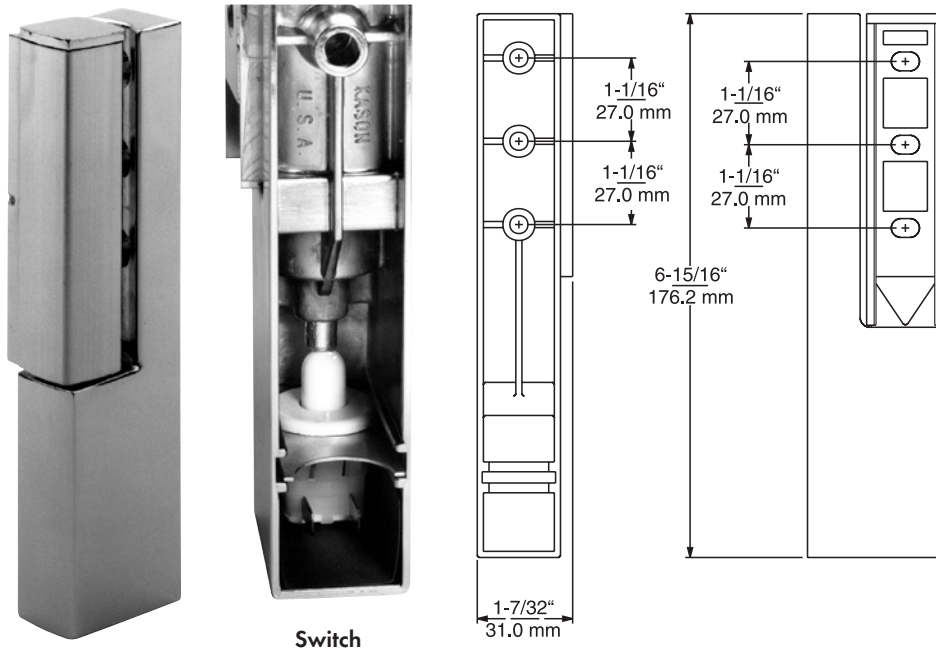
- Compact switch for automatic control of light, fan or other electrical device
- Fits within base of 1267 hinge
- Leads attached for easy installation
- Order hinge and switch separately
- Consult factory for UL Recognized Component certifications

### Specifications

Single pole double throw 5 amp at 250 VAC, comes with three leads (N/O and N/C) or two leads (N/C)

| Part No.    | Description               | Qty./<br>Carton | Wgt./<br>Carton |
|-------------|---------------------------|-----------------|-----------------|
| 11267000014 | Hinge 98° Detent          | 20              | 55 lb (25 kg)   |
| 11267WT0014 | Hinge 120° Detent         | 20              | 29 lb (13.2 kg) |
| 11268WT0014 | Spring 120° Detent        | 20              | 18 lb (8.2 kg)  |
| 11367S00010 | Switch 3 Lead N/C and N/O | 100             | 6 lb (2.7 kg)   |
| 11367S00011 | Switch 2 Lead N/C         | 100             | 55 lb (25 kg)   |





Switch

- Time-tested cam-rise action combined with automatic control of light, fan or other electrical device
- Protected, internal switch is operated directly by rise and fall of the hinge strap, assuring foolproof activation
- Self-closing hinge has built-in dwell that holds door open past 90°
- Lift-off feature allows door to be removed with hinges in place
- Simple cam rotation permits use on right or left-opening door
- Adjustable to compensate for gasket compression
- Consult factory for UL Recognized Component certifications

Specifications

Material

High pressure, die-cast zinc flange, strap and adjustment plate; brass cover, nylon cam

Finish

Polished chrome

Adjustment

Range: 3/16" (4.8 mm)

Mounting

Flange and strap drilled and countersunk for No. 12 (5.5 mm) flat head screws

Load Rating

See Hinge Selector Chart on page 186, Group A

Packaging

See order information for component packing

Option

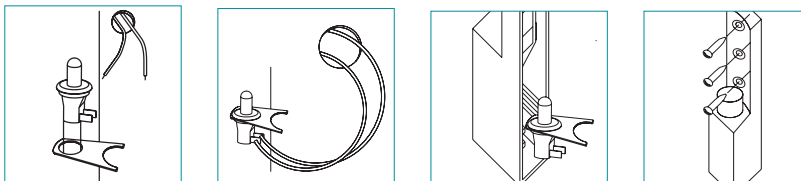
Hinge with 120° dwell

| Part No.    | Description               | Qty./Carton |
|-------------|---------------------------|-------------|
| 11267000002 | Cam for 1269              | 100         |
| 11267000003 | Adjustment Plate for 1269 | 200         |
| 11267000004 | Cover for 1269            | 100         |
| 11267000005 | Strap for 1269            | 50          |
| 11269000001 | Flange                    | 50          |
| 11269000007 | Single Pole Switch        | 40          |
| 11269000014 | Hinge 1-5/8 Chr           | 40          |

Specifications (Switch)

Single pole 5 amp at 125 VAC contacts on opening. Switch kit includes stainless steel mounting plate and insulating barrier.

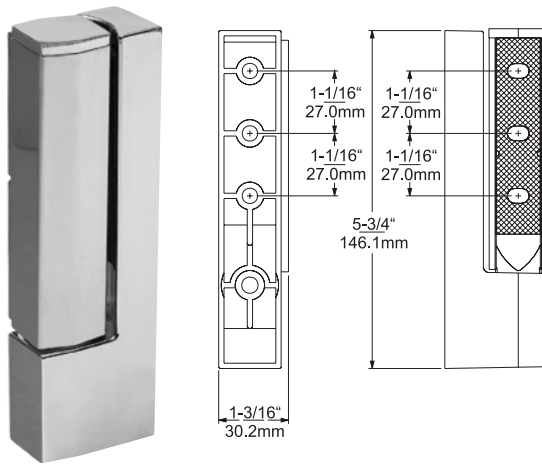
Easy Installation



1. Snap switch into mounting plate.
2. Attach leads from electrical equipment to switch terminals.
3. Slip insulating barrier and switch into flange.
4. Mount flange onto cabinet.



## 1367R Universal Replacement Cam-Rise Lift-Off Hinge



- Fully-assembled, standard mounting hinge
- Self-lubricating Zytel cam allows door to close automatically or to stay open at 120°
- Strap adjustment compensates for gasket compression
- Cam reverses for right or left-hand opening door
- Lift-off feature permits door removal with hinges in place for cleaning or service
- Accepts optional micro switch for automatic control of electrical device

| Part No.    | Description               | Qty./<br>Carton | Wgt./Carton     |
|-------------|---------------------------|-----------------|-----------------|
| 11367R00016 | Lift-Off Hinge            | 20              | 55 lb (25 kg)   |
| 11367S00010 | Switch 3 Lead N/C and N/O | 100             | 29 lb (13.2 kg) |
| 11367S00011 | Switch 2 Lead N/C         | 100             | 18 lb (8.2 kg)  |

### Specifications

#### Material

High pressure, die-cast zinc flange, strap and adjustment plate; brass cover

#### Finish

Polished chrome

#### Offset

3/16" (4.8 mm)

#### Adjustment

Range: 1-5/8" to 2-3/8" (41.3 mm to 60.3 mm)

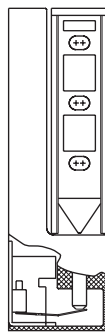
#### Mounting

Flange and strap drilled and countersunk for No. 12 (5.5 mm) flat head screws

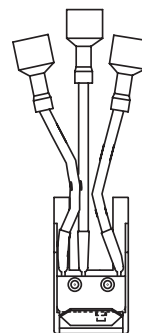
#### Load Rating

See Hinge Selector Chart on page 186, Group C

## 1367R/1367S Micro Switch (Optional)



**1367R with  
1367S Micro Switch**



**1367S Micro  
Switch**

- Compact switch for automatic control of light, fan or other electrical device
- Fits within base of hinge
- Leads attached for easy installation
- Order hinge and switch separately
- Consult factory for UL Recognized Component certifications

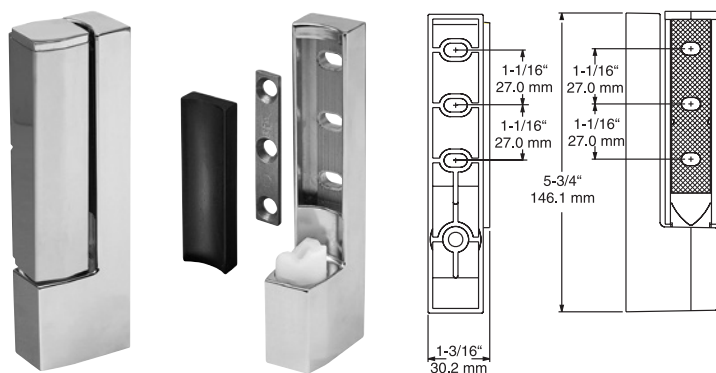
### Switch Specifications

Single pole 5 Amp at 125 VAC contacts on opening. Switch kit includes stainless steel mounting plate and insulating barrier.





## 1467R Double Adjustable Cam-Rise Hinge



- Sag-compensating hinge assures correct door alignment the first time, all the time
- Easy flange adjustment positively locks into place after aligning door, so hinge holds firmly in place
- Eliminates floating tapping plates, shims, and twisted hinges
- Traditional strap adjustment compensates for gasket compression
- Interchanges in whole or in part with other suppliers' edgemount, cam-rise hinges
- Reversible for right or left-hand door mounting
- For fan and light control, hinge accepts easy-to-install low maintenance internal micro switch or a traditional plunger for supplied switch

### Specifications

#### Material

High pressure, die-cast zinc flange, strap and adjustment plate; stainless steel cover

#### Finish

Polished chrome

#### Adjustment

Range: 1-5/8" to 2-3/8" (41.3 to 60.3 mm)

#### Offset

3/16" (4.8 mm)

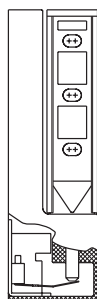
#### Mounting

Flange and strap drilled and countersunk for No. 12 (5.5 mm) flat head screws

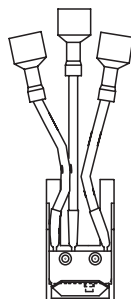
#### Load Rating

See Hinge Selector Chart on page 186, Group A

## 1467 Micro Switch (Optional)



1467 with 1367S Micro Switch



1367S Micro Switch

- Compact switch for automatic control of light, fan or other electrical device
- Fits within base of hinge
- Leads attached for easy installation
- Order hinge and switch separately
- Consult factory for UL Recognized Component certifications

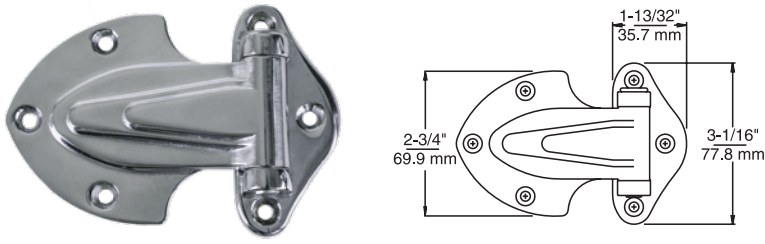
### Specifications

Single pole double throw 5 Amps at 250 VAC, comes with three leads (N/O and N/C) or two leads (N/C)

| Part No.     | Description   | Qty./Carton | Wgt./Carton     |
|--------------|---|-------------|-----------------|
| 11467R00014  | Complete Hinge  | 20          | 55 lb (25 kg)   |
| 11467R00001  | Flange  | 50          | 29 lb (13.2 kg) |
| 11467T00002  | Strap Assembly with Tapped Hole                             | 50          | 18 lb (8.2 kg)  |
| 11467000003  | Adjustable Plate  | 100         | 6 lb (2.7 kg)   |
| 11467000004  | Cover   | 100         | 10 lb (4.5 kg)  |
| 11467000005  | Cam   | 100         | 5 lb (2.3 kg)   |
| 11467000006  | Flange Plug, Black  | 100         | 4 lb (1.8 kg)   |
| 11467000006G | Flange Plug, Gray   | 100         |                 |
| 11367S00010  | Switch, 3 Lead N/C and N/O                                  | 100         | 4 lb (1.8 kg)   |
| 11367S00011  | Switch, 2 Lead N/C  | 100         | 4 lb (1.8 kg)   |
| 11467000007  | Activator Pin For Side Switch (Switch Supplied By Customer) | 1000        |                 |



## 0139 Narrow Flange Hinge



- Classic styling for small service doors
- Rugged design withstands hard use
- Reversible for right or left hand by removing pin

| Part No.    | Description | Offset           |
|-------------|-------------|------------------|
| 10139000004 | Hinge       | Flush (0 mm)     |
| 10139000032 | Hinge       | 7/8" (22.2 mm)   |
| 10139000040 | Hinge       | 1-1/8" (28.6 mm) |

### Specifications

#### Material

High pressure, die-cast zinc; stainless steel pin

#### Finish

Polished chrome

#### Mounting

Drilled and countersunk for No. 8 (4.0 mm) screws

#### Load Rating

See Hinge Selector Chart, Group A

#### Packaging

24 per carton

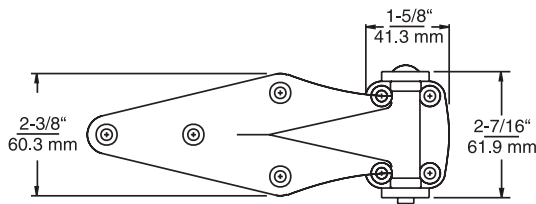
#### Weight

Approx. 12 lb (5.4 kg) per carton

## 1061 Steel Hinge/1061BB Ball Bearing Hinge



© U.S. Trademark  
5,923,906



- Equipped with nylon throughst washers
- Reversible for right or left hand by removing pin and bearings
- 1061 BB features all metal ball bearing washers for high temperature applications. Other specifications same as 1061

### Specifications

#### Material

Steel

#### Finish

Kasonized

#### Mounting

Drilled and countersunk for No. 10 (5.0 mm) screws

#### Load Rating

See Hinge Selector Chart on page 186, Group C

#### Packaging

25 per carton

#### Weight

Approx. 34 lb (15.5 kg) per carton

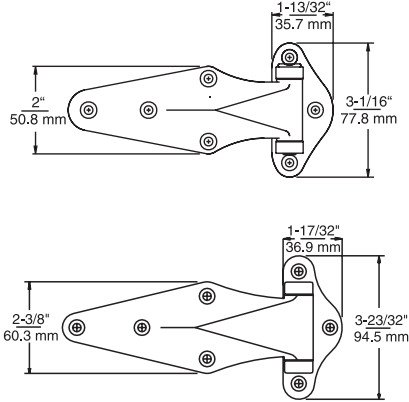
| Part No.    | Description        | Offset           |
|-------------|--------------------|------------------|
| 11061000004 | Steel Hinge        | Flush (0 mm)     |
| 11061000012 | Steel Hinge, R.H.  | Flush (0 mm)     |
| 11061000013 | Steel Hinge, L.H.  | Flush (0 mm)     |
| 11061000036 | Steel Hinge        | 1-1/8" (28.6 mm) |
| 11061BB0004 | Ball Bearing Hinge | Flush (0 mm)     |
| 11061BB0036 | Ball Bearing Hinge | 1-1/8" (28.6 mm) |



## 1070/1071 Narrow Flange Hinges



© U.S. Trademark  
5,923,906



- Workhorse hinges in two sizes
- High strength with stainless steel through pin
- Supplied as right hand. Reversible by removing pin and washer and reassembling on opposite sides of strap

### Specifications

#### Material

High pressure die-cast zinc, stainless steel pin

#### Finish

Polished chrome

#### 1070

##### Mounting

Drilled and countersunk for No. 8 (4.0 mm) screws

##### Load Rating

See Hinge Selector Chart on page 186, Group A

##### Packaging

24 per carton

##### Weight

Approx. 12 lb (5.5 kg) per carton

#### 1071

##### Mounting

Drilled and countersunk for No. 10 (5.0 mm) screws

##### Load Rating

See Hinge Selector Chart on page 186, Group B

##### Packaging

24 per carton

##### Weight

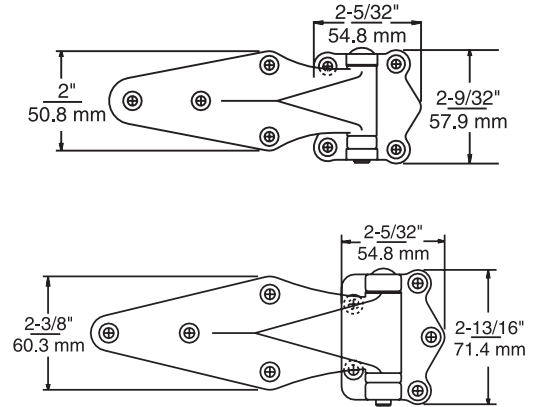
Approx. 21 lb (9.5 kg) per carton

| Part No.    | Description | Offset           |
|-------------|-------------|------------------|
| 11070000004 | Hinge, R.H. | Flush (0 mm)     |
| 11070000007 | Hinge, L.H. | Flush (0 mm)     |
| 11070000032 | Hinge       | 7/8" (22.2 mm)   |
| 11070000040 | Hinge       | 1-1/8" (28.6 mm) |
| 11071000032 | Hinge       | 7/8" (22.2 mm)   |
| 11071000040 | Hinge       | 1-1/8" (28.6 mm) |

## 1070A/1071A Nylon Bearing Hinges



© U.S. Trademark  
5,923,906



- Nylon bearing washers provide smooth door swing and long life
- High strength with stainless steel through pin
- Supplied as right hand. Reversible by removing pin and washer and reassembling on opposite sides of strap

### Specifications

#### Material

High pressure die-cast zinc, stainless steel pin

#### Finish

Polished chrome

#### 1070A

##### Mounting

Drilled and countersunk for No. 8 (4.0 mm) screws

##### Load Rating

See Hinge Selector Chart on page 186, Group B

##### Packaging

24 per carton

##### Weight

Approx. 15 lb (6.8 kg) per carton

#### 1071A

##### Mounting

Drilled and countersunk for No. 10 (5.0 mm) screws

##### Load Rating

See Hinge Selector Chart on page 186, Group C

##### Packaging

24 per carton


##### Weight

Approx. 23 lb (10.5 kg) per carton

| Part No.    | Description         | Offset           |
|-------------|---------------------|------------------|
| 11070A00016 | Nylon Bearing Hinge | 7/8" (22.2 mm)   |
| 11070A00024 | Nylon Bearing Hinge | 1-1/8" (28.6 mm) |
| 11071A00036 | Nylon Bearing Hinge | 7/8" (22.2 mm)   |
| 11071A00044 | Nylon Bearing Hinge | 1-1/8" (28.6 mm) |



## 1521/1522 Pivot Hinges



1521



1522

- Pivot hinges for reach-in and pass-through doors
- Smooth, self-closing operation
- Dwell stop holds door open at 105° as long as required
- For doors with minimum 1-3/4" (44.5 mm) offset
- Top and bottom assemblies have identical hole sizes and spacing
- Use standard, pre-punched door pans for right or left installation
- Adjustable spring tension cartridge installs in 3/4" (19.0 mm) diameter round opening

| Part No.    | Description             | Qty./<br>Carton | Wgt./<br>Carton |
|-------------|-------------------------|-----------------|-----------------|
| 11522L00004 | Top Left Hand Hinge     | 50              | 30 lb (13.6 kg) |
| 11522R00008 | Top Right Hand Hinge    | 50              | 30 lb (13.6 kg) |
| 11521L00004 | Bottom Left Hand Hinge  | 50              | 21 lb (9.5 kg)  |
| 11521R00008 | Bottom Right Hand Hinge | 50              | 21 lb (9.5 kg)  |

## Specifications

**Material**

Heavy gauge steel; high pressure die-cast zinc cartridge

**Finish**

Chrome

**Offset**

1-3/8" (39.9 mm)

**Load Rating**

See Hinge Selector Chart on page 186, Group B

## 1521 Bottom Hinge

Features dwell stop. Use with No. 1522 top hinge

**Mounting**

Spring cartridge drilled and countersunk and pivot flange drilled for No. 10 (5.0 mm) screws

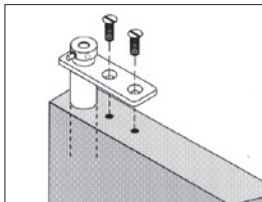
## 1522 Top Hinge

Houses self-closing spring assembly. Use with No. 1521 bottom hinge

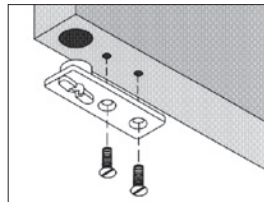
**Mounting**

Bottom plate drilled and countersunk and pivot flange drilled for No. 10 (5.0 mm) screws

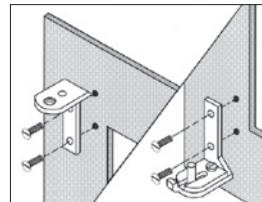
## Easy Mounting



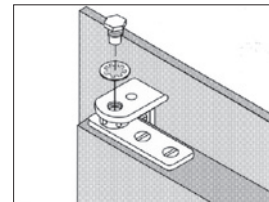
1. Fasten spring assembly to top door.



2. Fasten bottom plate to bottom of door.



3. Fasten hinge bracket to frame.



4. Place door between hinge brackets and secure with hinge pins.



## 1556-304



## 1556-308



- Concealed spring hinges for non-rise full face doors
- New design features solid steel shaft, which provides increased strength and long term durability. Will last longer than any other comparable concealed spring hinge currently offered
- High tech Polymer cam reduces wear due to friction and extends life of cams
- 2 to 3 times more door open cycles than any other comparable concealed spring hinges currently offered
- Hinge supplied with close out caps that snap on top of cartridge. Close caps eliminate issues with liquid foam infiltration through the top of cartridge
- Built in dwell keeps door open beyond 110°
- Stop hinges feature cushioning action at about 140° which protects against over-opening doors and prevents damage to door frame or adjacent equipment
- Doors close fully with self-closing, non-rise spring actuated cam action
- Self-lubricating for long maintenance free smooth operation
- Versatile, reversible cartridge assembly can be used for either right or left opening doors
- Quiet operation
- 2-year limited warranty, longest warranty available in marketplace

## 1556 Power Cartridge Assemblies

**1556-304**

Standard clearance, approx. 140° stop. Heavy spring.

**1556-308**

Minimal clearance, no stop. Light spring.

Order cartridges and brackets separately.

## Cartridge Specifications

**Material**

Die-cast Zamak case, acetal upper cam  
Nylon lower cam and pivot bearing

**Finish**

Chrome plated

**Spring**

Compression type music wire

**Closing Force @ 45°:**

Heavy: 36 in.-lb (4N • M)

Light: 27 in.-lb (3N • M)

**Mounting**

Countersunk for No. 10 (5.0 mm) screws

**Load Rating**

See Hinge Selector Chart on page 186, Group B

**Packaging**

48 per carton

**Weight**

Approx. 25 lb (11.3 kg) per carton

## Bracket Specifications

**Material**

High strength steel

**Finish**

Zinc plated

**Mounting**

Slotted for 1/4" (6.4 mm) screws

**Packing**

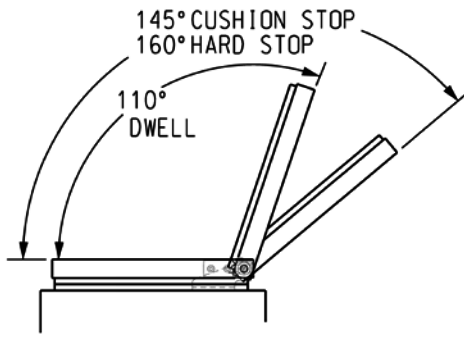
24 per carton

**Weight**

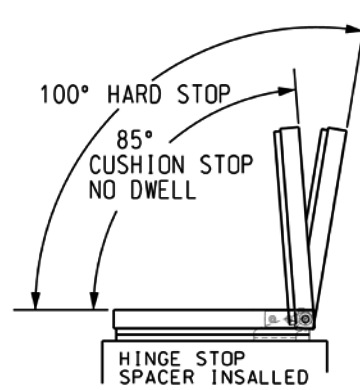
8 lb (3.6 kg)

| Part No.    | Description  |
|-------------|--|
| 11556000304 | Cartridge Assembly, 120° Stop, Heavy Spring, Chrome                    |
| 11556000308 | Cartridge Assembly, No Stop, Light Spring, Chrome                      |
| 11556000313 | Assembly, 90° Stop, No End Tap, Heavy Spring for Universal Kit, Chrome |
| 11556000314 | Assembly, 90° Stop, No End Tap, Light Spring for Universal Kit, Chrome |



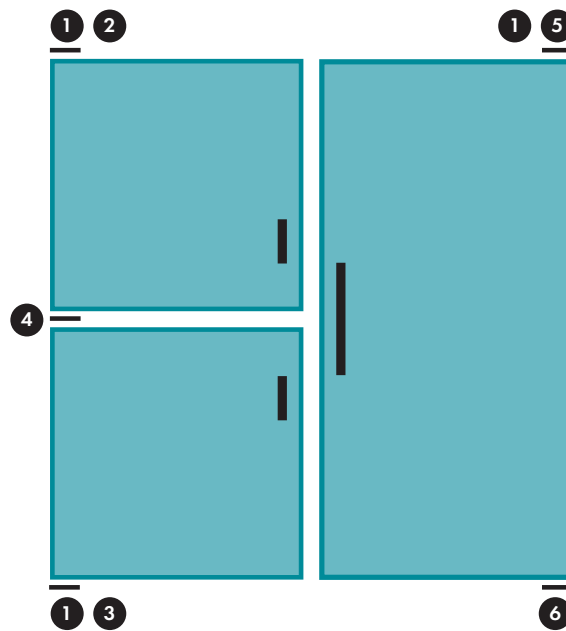


Dwell to No Spacer



Dwell to with Spacer

## How to Select Kason 1556 Series Power Cartridges and Brackets



### Installation

- Cartridge and pivot bearing install easily; require a 7/8" (22.2 mm) square opening in top and bottom of door
- Brackets are available for a variety of fabrication requirements
- Standard brackets shown on following page
- Custom brackets can be designed to suit your specific installation


### Assembly with Horizontal Brackets

1. Cartridge Assembly
2. Top Cartridge Bracket, LH
3. Bottom Cartridge Bracket, LH
4. Double Pivot Bracket, LH
5. Top Cartridge Bracket, RH
6. Bottom Pivot Bracket, RH

1556-12 Top Right



1556-14 Bottom Right



1556-22 Top Right



1556-24 Bottom Right



1556-36 Double Bottom Right



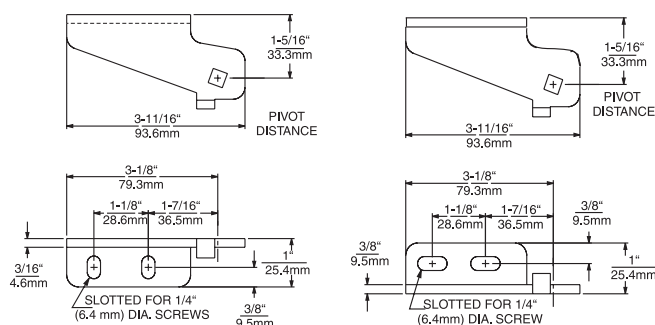
1556-202F Stop Flange (Right Hand)



1556-203F Pivot Flange Center (Right Hand)

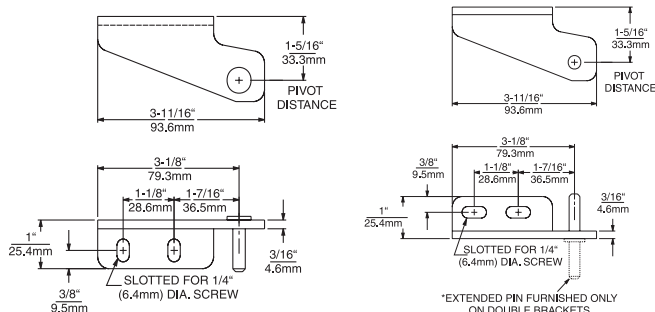


1556-204F Pivot Flange (Right Hand)



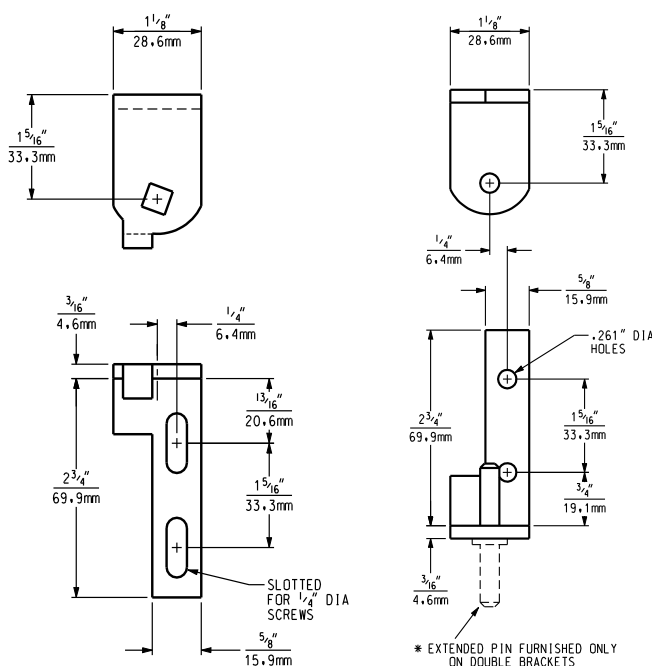
1556-12

1556-14



1556-22

1556-24/36



1556-202F

1556-203F/204F

\* EXTENDED PIN FURNISHED ONLY ON DOUBLE BRACKETS

| Type                          | Product Number  | Product Name                              | Abbreviated Name | Dwell | Cushion Stop | Hard Stop | Torque       |
|-------------------------------|-----------------|---|------------------|-------|--------------|-----------|--------------|
| Power Cartridge               | 11556000308     | Cartridge Assembly, No Stop, Light Spring | 1556-308         | 110°  | None         | None      | 27" lb @ 45° |
| Loose Parts                   | 90153230110025  | Lockwasher, #12, Type B, Int. Size        |                  |       |              |           |              |
| Loose Parts                   | 9001419F110312  | Screw, 10-32X5/16 thd, Ps, Ma, Sz         |                  |       |              |           |              |
| Loose Parts                   | 91556004390117  | Bearing, 0.292 Hole                       |                  |       |              |           |              |
| Power Cartridge               | 11556000304     | Cartridge Assembly, Stop, Heavy Spring    | 1556-304         | 110°  | 145°         | 160°      | 36" lb @ 45° |
| Loose Parts                   | 90153230110025  | Lockwasher, #12, Type B, Int. Size        |                  |       |              |           |              |
| Loose Parts                   | 9001419F110312  | Screw, 10-32X5/16 Thd, Ps, Ma, Sz         |                  |       |              |           |              |
| Loose Parts                   | 91556004400117  | Bearing, High 0.292 Hole, 0.26" Shoulder  |                  |       |              |           |              |
| Loose Parts                   | 91556002560117  | Washer, Ø0.75 OD 0.49Ø ID (QM2)           |                  |       |              |           |              |
| Loose Parts                   | 91556001620167  | Spring, Torsion, Omega                    |                  |       |              |           |              |
| Loose Parts                   | 115560SP304     | Bulk Small Parts Hardware Pack, 304       |                  |       |              |           |              |
| Loose Parts                   | 115560SP306     | Bulk Small Parts Hardware Pack, 306       |                  |       |              |           |              |
| Loose Parts                   | 15560SP308      | Bulk Small Parts Hardware Pack, 308       |                  |       |              |           |              |
| Stop (Accessory for 1556-304) | 11556003030035K | Hinge Stop, 60°                           | 1556-303-35K     | None  | 85°          | 100°      | 36" lb @ 45° |

| Type    | Product Number | Product Name                             | Type       |
|---------|----------------|--|------------|
| Bracket | 11556000011    | Flange, Stop Top, Chrome, Left Hand      | Horizontal |
| Bracket | 11556000012    | Flange, Stop Top, Chrome, Right Hand     | Horizontal |
| Bracket | 11556000013    | Flange, Stop, Bottom, Chrome, Left Hand  | Horizontal |
| Bracket | 11556000014    | Flange, Stop, Bottom, Chrome, Right Hand | Horizontal |
| Bracket | 11556000021    | Flange, Pivot Top, Chrome, Left Hand     | Horizontal |
| Bracket | 11556000022    | Flange, Pivot Top, Chrome, Right Hand    | Horizontal |
| Bracket | 11556000023    | Flange, Pivot Bottom, Chrome, Left Hand  | Horizontal |
| Bracket | 11556000024    | Flange, Pivot Bottom, Chrome, Right Hand | Horizontal |
| Bracket | 11556000035    | Flange, Double Pivot, Chrome, Left Hand  | Horizontal |
| Bracket | 11556000036    | Flange, Double Pivot, Chrome, Right Hand | Horizontal |
| Bracket | 11556000051    | Flange, No Stop, Top, Chrome, Left Hand  | Horizontal |
| Bracket | 11556000052    | Flange, No Stop, Top, Chrome, Right Hand | Horizontal |
| Bracket | 11556000060    | Universal Bracket Kit                    |            |
| Bracket | 11556000064    | Stop Kit                                 |            |
| Bracket | 11556000201F   | Flange, Stop, Chrome, Left Hand          | Vertical   |
| Bracket | 11556000202F   | Flange, Stop, Chrome, Right Hand         | Vertical   |
| Bracket | 11556000203F   | Pivot Flange, Center, Chrome, Right Hand | Vertical   |
| Bracket | 11556000204F   | Pivot Flange, Chrome, Right Hand         | Vertical   |
| Bracket | 11556000205F   | Pivot Flange, Chrome, Left Hand          | Vertical   |
| Bracket | 11556000213F   | Pivot Flange, Center, Chrome, Left Hand  | Vertical   |



1510 Hinge



Mounts upper left or lower right

1530 Hinge



Mounts upper left or lower right

1511 Hinge

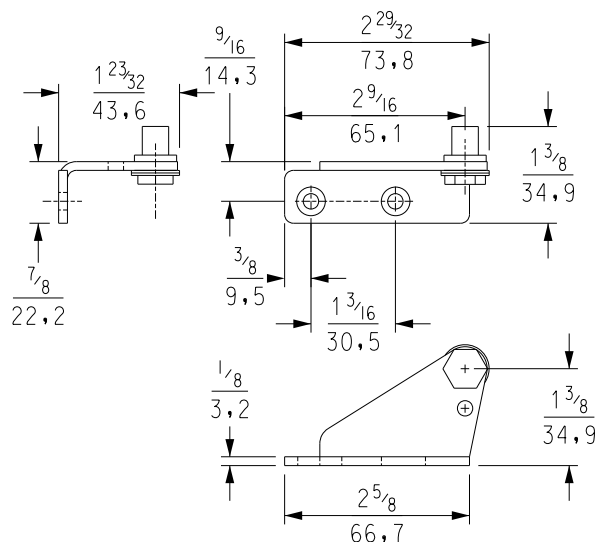
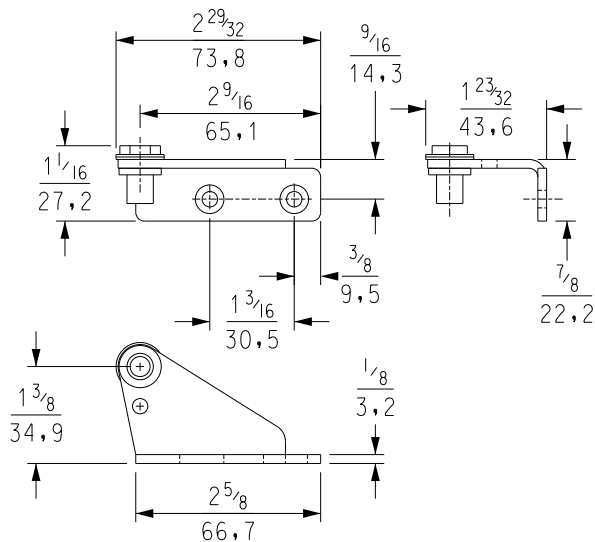


Mounts upper right or lower left

1531 Hinge



Mounts upper right or lower left



- For use on reach-in and pass-through cabinet doors for almost any hinged door application
- Fully interchangeable. Use in combination with each other or with any other Kason horizontal face-mounted hinges

| Part No.   | Description                            |
|------------|--|
| 1151000004 | Pivot Hinge, Upper Left or Lower Right |
| 1151100004 | Pivot Hinge, Upper Right or Lower Left |
| 1153000004 | Pivot Hinge, Upper Left or Lower Right |
| 1153100004 | Pivot Hinge, Upper Right or Lower Left |

Specifications

Material

Heavy gauge steel; Oilite bearing

Finish

Heavy-duty chrome plate

Mounting

Drilled and countersunk for No. 10 (5.0 mm) screws

Load Rating

See Hinge Selector Chart on page 186, Group B

Packaging

100 per carton

Weight

Approx. 17 lb (7.7 kg) per carton



1512/1513/1532/1533 Horizontal Face Mounted Pivot Hinges

1512 Hinge



Mounts upper left or lower right

1532 Hinge



Mounts upper left or lower right

1513 Hinge

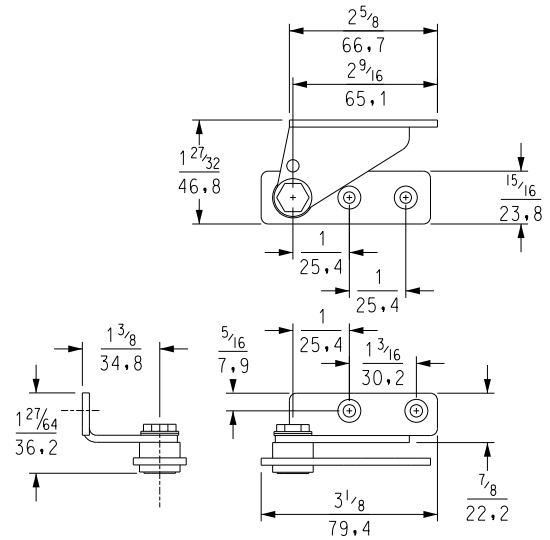
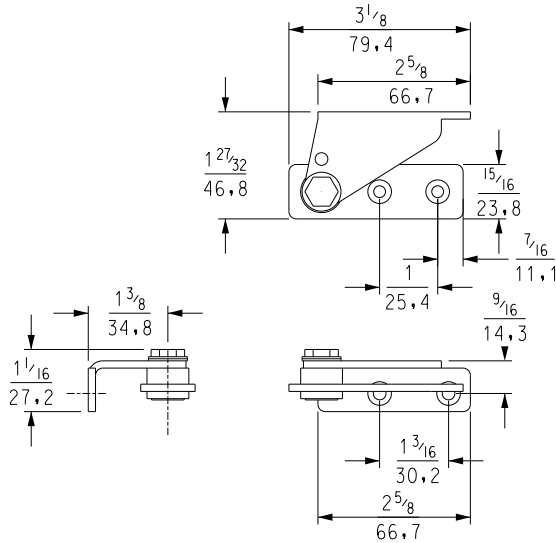


Mounts upper right or lower left

1533 Hinge



Mounts upper right or lower left



- Use on reach-in and pass-through doors for almost any application
- Fully interchangeable. Use in combination with each other or with any Kason horizontal face-mounted pivot hinges

| Part No.    | Description                            |
|-------------|--|
| 11512000004 | Pivot Hinge, Upper Left or Lower Right |
| 11513000004 | Pivot Hinge, Upper Right or Lower Left |
| 11532000004 | Pivot Hinge, Upper Left or Lower Right |
| 11533000004 | Pivot Hinge, Upper Right or Lower Left |

Specifications

**Material**

Heavy gauge steel

**Finish**

Heavy-duty chrome plate

**Mounting**

Drilled and countersunk for No. 10 (5.0 mm) screws

**Load Rating**

See Hinge Selector Chart on page 186, Group B

**Packaging**

50 per carton

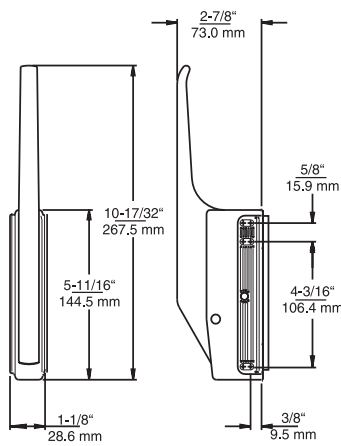
**Weight**

Approx. 18 lb (8.2 kg) per carton

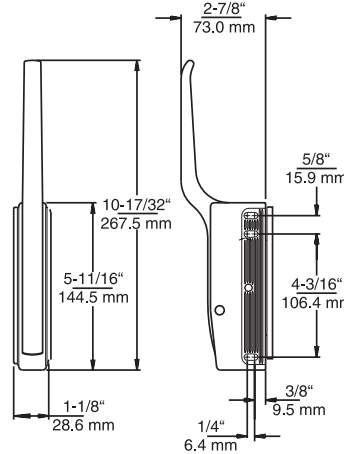




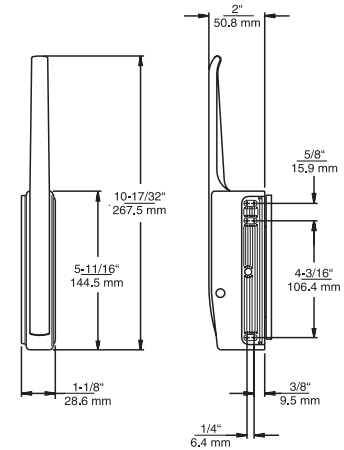
© U.S. Trademark 5,760,310  
U.S. Patent 11,261,627



0170 Composite Offset Handle



0170 Die-Cast Offset



0170 Straight Die-Cast or Composite

- Satisfies NSF standards for all applications
- Four handle styles
- High strength magnetic force keeps door closed and accommodates variations in cabinet construction
- Kason 'breaker action' quickly releases magnet for fast door opening
- Adjustable latch body compensates for gasket wear
- Not affected by door sag

PathoGuard™ treated antimicrobial handles available. Contact your Kason representative.

| Part No.    | Handle                         | Magnet   | Qty./ Carton | Weight/ Carton  |
|-------------|--------------------------------|----------|--------------|-----------------|
| 10170000008 | Offset Composite, Black        | Standard | 12           | 27 lb (12.3 kg) |
| 10170000018 | Offset Composite, Black        | Ceramic  | 12           | 27 lb (12.3 kg) |
| 10170S00004 | Straight Die-cast, Pol. Chrome | Standard | 12           | 27 lb (12.3 kg) |
| 10170S00014 | Straight Die-cast, Pol. Chrome | Ceramic  | 12           | 27 lb (12.3 kg) |
| 10170S00008 | Straight Composite, Black      | Standard | 12           | 27 lb (12.3 kg) |
| 10170S00018 | Straight Composite, Black      | Ceramic  | 12           | 27 lb (12.3 kg) |
| 10170B00024 | Offset, Die-cast, Pol. Chrome  | Standard | 12           | 34 lb (15.3 kg) |
| 10170B00034 | Offset, Die-cast, Pol. Chrome  | Ceramic  | 12           | 34 lb (15.3 kg) |

### Specifications

#### Material

High pressure die-cast zinc body and adjustment plate; zinc die-cast or glass reinforced composite handle; steel strike with nylon spacer

#### Finish

Polished chrome latch body; black composite or polished chrome handle

#### Mounting

Latch is edge mounted; strike is surface mounted. Drilled and countersunk for No. 10 (5.0 mm) screws

#### Handle Styles

Straight, offset

#### Standard Magnet

Nitile material; holding force approx. 50 lb (222 N)

#### Optional Ceramic Magnet

Holding force of 100 lb (445 N); Recommended for temperature applications above 280°F (138.8°C) or where greater holding power is required



## 0171 Series Magnetic Latches



© U.S. Trademark 2,319,965  
U.S. Patent 11,261,627

- Versatile family offers multiple choices for heated and refrigerated applications
- Four handle styles in locking and non-locking models
- Powerful magnetic force assures positive, air-tight door closure
- Kason 'breaker action' quickly releases magnet for fast door opening
- Two-way adjustment adapts latch for changing door alignment
- Adjustable latch body compensates for gasket wear
- Strike adjusts vertically to accommodate door sag on locking models
- Fast installation

PathoGuard™ treated antimicrobial handles available. Contact your Kason representative.



0171 Cylinder



0171 Knob

## Specifications

### Material

High pressure die-cast zinc body and adjustment plate; zinc die-cast or glass reinforced composite handle; one piece steel strike

### Finish

Polished chrome latch body; black composite or polished chrome handle

### Mounting

Latch is edge mounted; strike is surface mounted. Drilled and countersunk for No. 10 (5.0 mm) screws

### Handle Styles

Offset, straight, straight with vinyl sleeve

### Lock Selection

Key cylinder lock or knob turn. Non-cylinder latches can be converted to cylinder locking. Cylinder locks may be keyed alike or differently; 4 key changes available; please specify (11, 13, 14, 16)

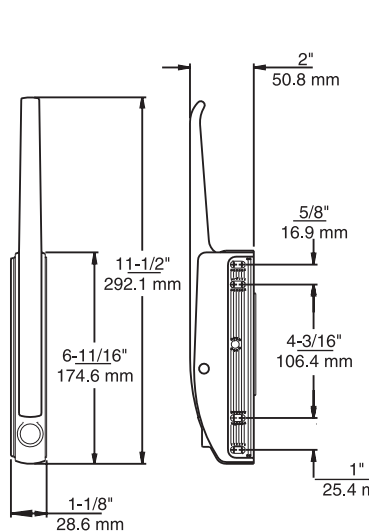
### Standard Magnet

Nitile material; holding force approx. 50 lb (222.0 N)

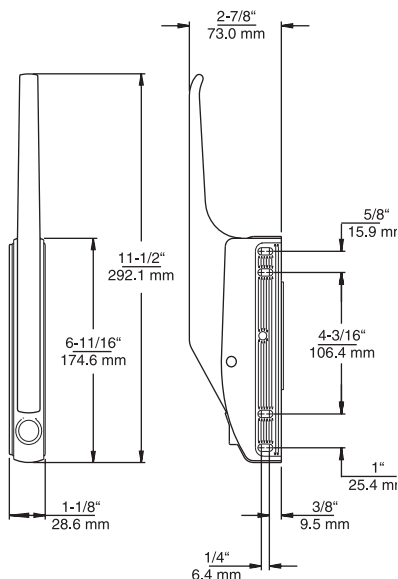
### Ceramic Magnet

Holding force of approximately 100 lb (445.0 N); Recommended for temperature applications above 280°F (138.8°C) or where greater holding power is required

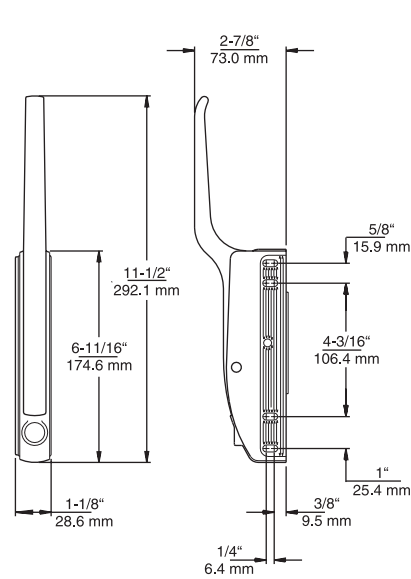




**0171 Straight Die-cast or Composite Handle**



**0171 Composite Offset Handle**



**0171 Die-Cast Offset Handle**

| Part No.     | Handle                          | Lock      | Magnet   | Qty./ Carton | Wgt./ Carton      |
|--------------|---------------------------------|-----------|----------|--------------|-------------------|
| 10171000004  | Straight Die-cast, Pol. Chrome  | *         | Standard | 12           | 39 lb (17.7 kg)   |
| 10171000014  | Straight Die-cast, Pol. Chrome  | *         | Ceramic  | 12           | 39 lb (17.7 kg)   |
| 10171C00004  | Straight Die-cast, Pol. Chrome  | Cylinder  | Standard | 12           | 39 lb (17.7 kg)   |
| 10171B00008  | Offset Composite, Black         | *         | Standard | 12           | 31.8 lb (14.4 kg) |
| 10171B00018  | Offset Composite, Black         | *         | Ceramic  | 12           | 31.8 lb (14.4 kg) |
| 10171B00024  | Offset Die-cast, Pol. Chrome    | *         | Standard | 12           | 39 lb (17.7 kg)   |
| 10171B00034  | Offset Die-cast, Pol. Chrome    | *         | Ceramic  | 12           | 39 lb (17.7 kg)   |
| 10171S00008  | Straight Composite, Black       | *         | Standard | 12           | 31.8 lb (14.4 kg) |
| 10171S00018  | Straight Composite, Black       | *         | Ceramic  | 12           | 31.8 lb (14.4 kg) |
| 10171BC00008 | Offset Composite, Black         | Cylinder  | Standard | 12           | 31.8 lb (14.4 kg) |
| 10171BC00018 | Offset Composite, Black         | Cylinder  | Ceramic  | 12           | 31.8 lb (14.4 kg) |
| 10171BC00024 | Offset Die-cast, Pol. Chrome    | Cylinder  | Standard | 12           | 39 lb (17.7 kg)   |
| 10171BC00034 | Offset Die-cast, Pol. Chrome    | Cylinder  | Ceramic  | 12           | 39 lb (17.7 kg)   |
| 10171SC00008 | Straight Composite, Black       | Cylinder  | Standard | 12           | 31.8 lb (14.4 kg) |
| 10171SC00018 | Straight Composite, Black       | Cylinder  | Ceramic  | 12           | 31.8 lb (14.4 kg) |
| 10171BK00008 | Offset Composite, Black         | Turn Knob | Standard | 12           | 31.8 lb (14.4 kg) |
| 10171BK00018 | Offset Composite, Black         | Turn Knob | Ceramic  | 12           | 31.8 lb (14.4 kg) |
| 90171CM0004  | Cylinder Kit for 0171 and 0171B |           |          |              |                   |

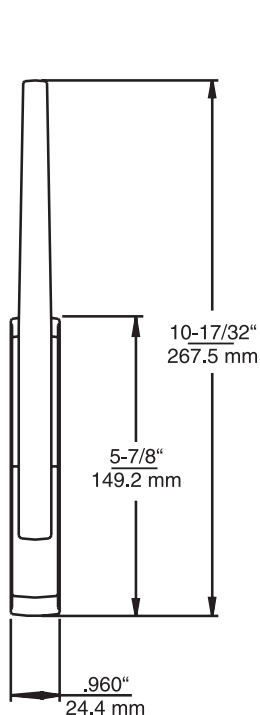
\*Can be converted to cylinder locking with 90171CM0004 Cylinder Kit. Cylinder locks may be keyed alike or differently; 4 key changes available; please specify



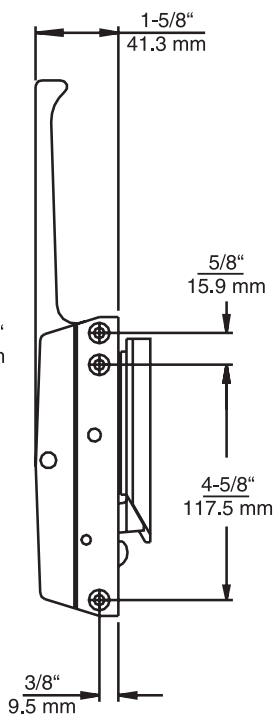
## 0172 Magnetic Mechanical Latch



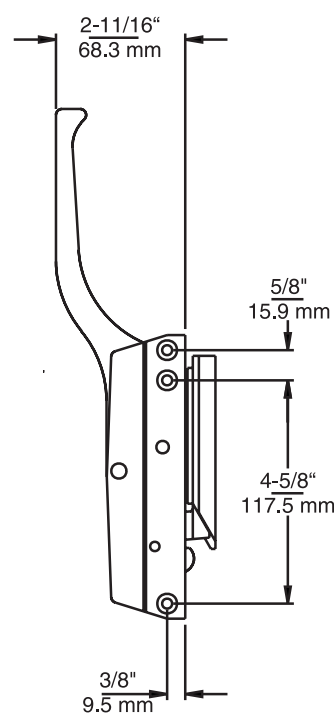
© U.S. Trademark 5,923,932



172 Straight



172B Offset



- Magnetic force combined with mechanical latching provide the ultimate in positive door closure and sealing
- Latch releases with ease
- Mechanical latching with cylinder lock offers positive security
- Keeps door shut even when adjacent doors are slammed
- Two-way strike adjustment compensates for door-sag and gasket wear
- Unique design of strike ensures full magnetic attraction at each adjustment

| Part No.    | Handle   | Lock                 |
|-------------|----------|----------------------|
| 10172000006 | Straight | None                 |
| 10172B00006 | Offset   | None                 |
| 10172C00006 | Straight | Cylinder             |
| 10172BC0006 | Offset   | Cylinder             |
| 90172CM0004 |          | Cylinder Kit for 172 |

Cylinder locks may be keyed alike or differently;  
5 key changes available; please specify  
Models available with heat-resistant, vinyl sleeve.

### Specifications

#### Material

High pressure die-cast zinc body, handle and strike

#### Finish

Polished Chrome

#### Mounting

Latch is edge mounted; strike is surface mounted.  
Drilled and countersunk for No. 10 (5.0 mm) screws

#### Handle Styles

Straight, offset

#### Lock Selection

Cylinder or non-cylinder locking

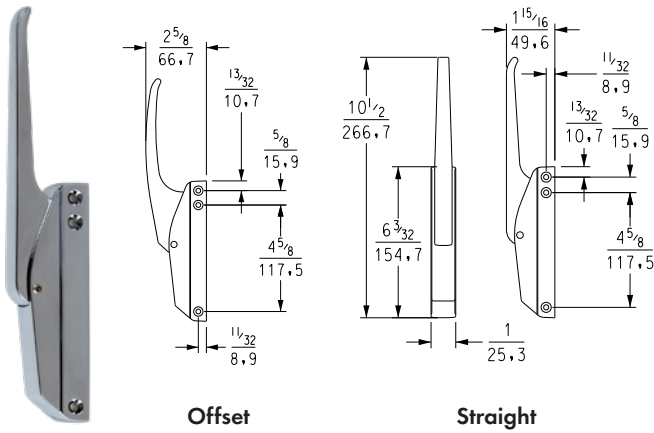
#### Packing

12 per carton

#### Weight

25 lb (11.4 kg) per carton





**Specifications**

**Material**

High pressure die-cast zinc body and handle, die-cast and steel strike

**Finish**

Polished Chrome

**Mounting**

Latch is edge mounted; strikes are surface mounted.  
Drilled and countersunk for No. 10 (5.0 mm) screws

**Packaging**

12 per carton

**Weight**

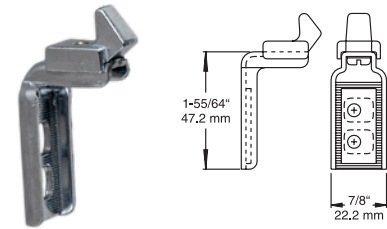
17 lb (7.7 kg) per carton

0174: © U.S. Trademark 5,923,930; 5,923,933

- Positive latching keeps door shut tight; guards against pop-opens
- Finger-tip touch opening
- Cylinder locking and non-locking models
- Two-way adjustment compensates for door sag and gasket wear
- Use with all standard gaskets for economical installation
- Compact size fits most units

| Part No.    | Description   |
|-------------|---|
| 10173000004 | Straight Handle, Non-Locking                                  |
| 10173B00004 | Offset Handle, Non-Locking                                    |
| 10173C00004 | Straight Handle, Cylinder Lock                                |
| 10173BC0004 | Offset Handle, Cylinder Lock                                  |
| 10174000004 | Straight Handle, Non-Locking                                  |
| 10174B00004 | Offset Handle, Non-Locking                                    |
| 10174B00014 | Hi-Temp Latch Brass Roller, Offset Handle with Plastic Sleeve |
| 10174C00004 | Straight Handle, Cylinder Lock                                |
| 10174B00004 | Offset Handle, Cylinder Lock                                  |
| 90174C00012 | Cylinder Kit for 0173, 0174, and 0176                         |

Cylinder locks may be keyed alike or differently. Five key changes available; Please specify. Models available with heat-resistant vinyl sleeve.

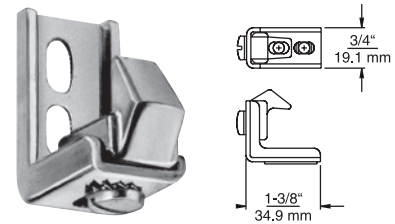


Latch with universal strike replaces competitive latch.  
Strike Adjustment Range:  $9/32\text{'}$  to  $19/32\text{'}$  (7.1 to 15.1 mm)

**Mounting**

Strike drilled for No. 10 (5.0 mm) screws

**0174 Standard**



Standard 0174 Strike included with 0174 Latch.  
Strike Adjustment Range:  $13/32\text{'}$  to  $23/32\text{'}$  (10.3 to 18.3 mm)

**Mounting**

Strike drilled for No. 10 (5.0 mm) screws

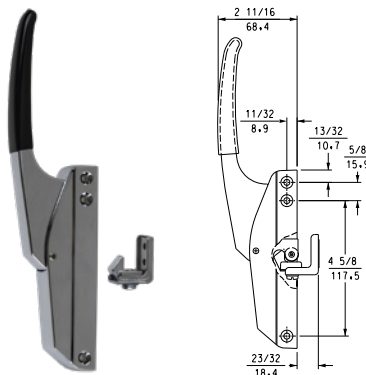
**0174B-14 Oven Latch**

Oven latch with all the benefits of popular Kason No. 0174 edgmount latch, plus these added features:

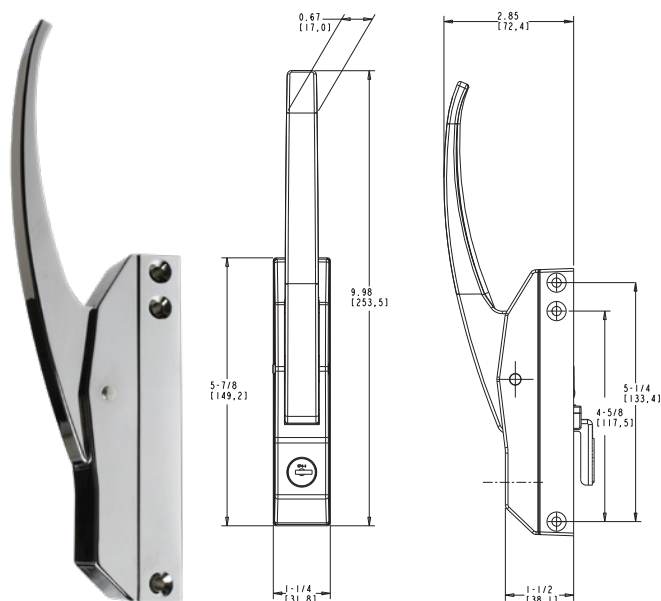
- Heat-resistant brass roller
- Cool-touch handle with plastic sleeve
- Complements Kason No. 1216-31 Hi-Temp brass oven hinge

**Strike Adjustment Range**

$13/32\text{'}$  to  $23/32\text{'}$  (10 mm to 18 mm)



## 0177 Edgemoount Mechanical Latches



- Large footprint latch
- Zero handle movement on door closing
- All cylinder or non-cylinder model latch with simplistic internal function
- Chrome Latch with Black Composite Heat Resistant Handle and brass roller for oven application (Optional)
- No drill fixture modification required
- Slotted hex screw fastener eases strike adjustment
- Bolt up retro-fit replacement for user's of Kason Model 0174 Latch and Strike
- No pinch point handle for improved safety, protects against employee injury
- Long term dependable service reduces maintenance cost

| Part No.    | Description   |
|-------------|---|
| 10177BC0004 | Latch, Chrome, Cylinder Model                                     |
| 10177B00004 | Latch, Chrome, Non-Cylinder Model                                 |
| 10177BCP004 | Latch, Chrome, Composite Handle, Cylinder Model                   |
| 10177BP0004 | Latch, Chrome, Composite Handle, Non-Cylinder Model               |
| 10177BP0014 | Latch, Chrome, Composite Handle, Brass Roller, Non Cylinder Model |

All models come standard with universal and standard strike assemblies for easy retrofit.

## 0177 Strike Assemblies

## Universal



**Strike Adjustment Range**  
9/16" to 1" (14.3 to 25.4 mm)

## Standard



**Strike Adjustment Range**  
21/32" to 1-3/32" (16.7 to 27.8 mm)

## Specifications

**Material**

High pressure die-cast zinc body and handle, die-cast and steel strike. Composite handle available

**Finish**

Polished Chrome

**Mounting**

Latch is edge mounted; strikes are surface mounted. Drilled and countersunk for No. 10 (5.0 mm) screws

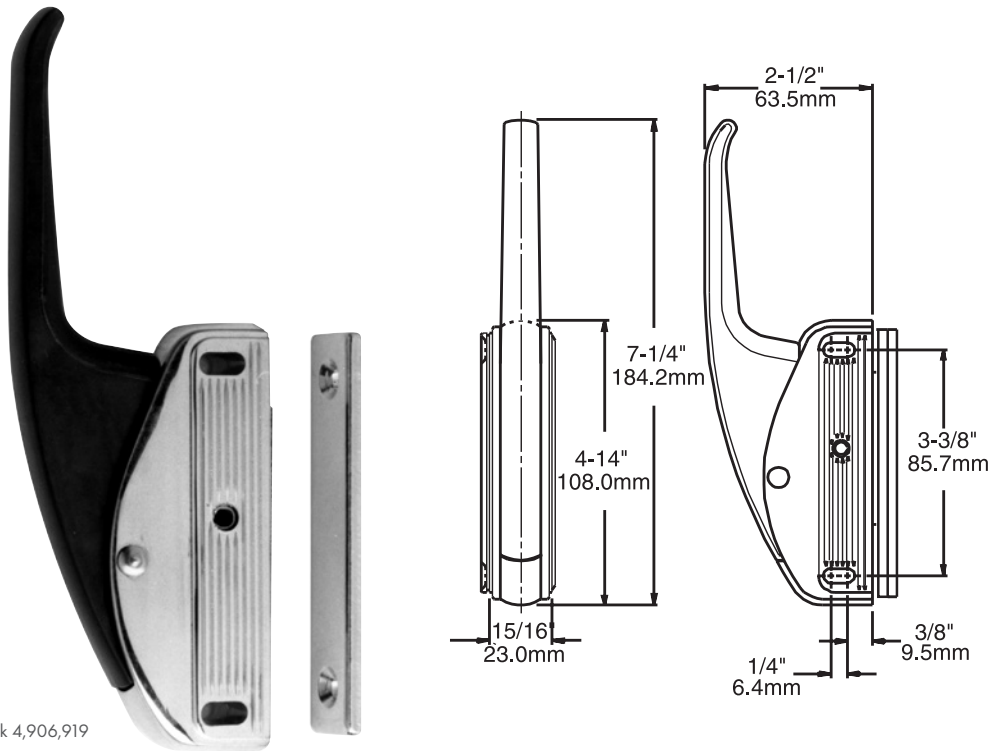
**Packing**

12 per carton

**Weight**

Approx. 20 lb (9.09 kg) per carton





© U.S. Trademark 4,906,919

- Compact size for smaller heated cabinets where space is limited
- Non-heat conducting composite, offset handle
- Kason’s time-tested magnetic latching system
- Breaker action releases magnet for easy opening
- Operates smoothly with handle mounted up or down
- Not affected by door sag
- Use on right or left-opening doors

PathoGuard™ treated antimicrobial handles available. Contact your Kason representative.

| Part No.    | Description | Magnet   |
|-------------|-------------|----------|
| 10544000004 | Latch       | Standard |
| 10544000014 | Latch       | Ceramic  |

**Specifications**

**Material**

High pressure die-cast zinc body; glass reinforced composite handle; steel strike

**Finish**

Polished chrome latch body, chrome strike; black composite handle

**Mounting**

Latch is edge mounted; strike is surface mounted. Drilled and countersunk for No. 10 (5.0 mm) flat head screws

**Standard Magnet**

Chemical-resistant Nitile – holding force approx. 40 lb (178 N)

**Optional Hi-Temp Magnet**

Ceramic – holding force of 80 lb (356 N). Recommended for temperature applications above 280°F (138.8°C) or where greater holding power is required

**Packing**

12 per carton

**Weight**

21 lb (9.5 kg) per carton



## 0533D/0538 Edgemount Mechanical Latches

## 0533D



© U.S. Trademark 2,590,113

- Smooth-operating trigger-action latches
- Kason patented two-way adjustable microturn strike adjusts to compensate for gasket compression and door sag
- Positive closure with little force
- Easy release

PathoGuard™ treated antimicrobial handles available. Contact your Kason representative.

### Specifications

#### Material

High pressure die-cast zinc body, handle and strike; brass tongue

#### Finish

Polished Chrome

#### Mounting

Drilled and countersunk for No. 10 (5.0 mm) screws

### Specifications (0533D)

#### Packing

12 per carton

#### Weight

Approx. 18 lb (802 kg) per carton

### Specifications (0538)

Available with cylinder lock or with removable plug for cylinder lock

#### Packing

12 per carton

#### Weight

Approx. 21 lb (9.5 kg) per carton

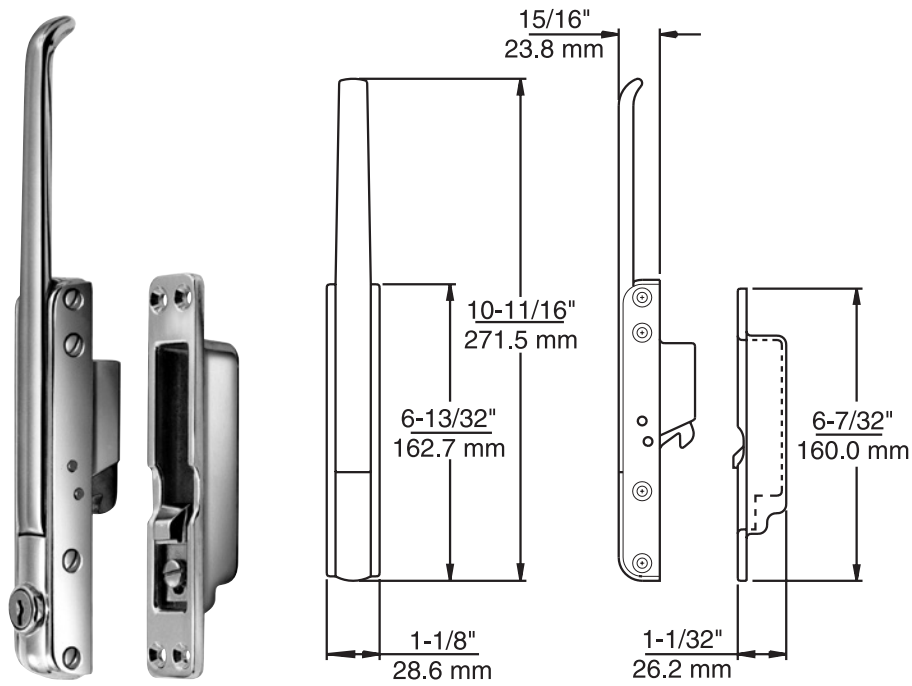
| Part No.    | Description                      | Lock       |
|-------------|----------------------------------|------------|
| 10533D00004 | Latch                            | Padlocking |
| 10538000004 | Latch                            | Padlocking |
| 10538C00004 | Latch                            | Cylinder   |
| 10533D00024 | Strike for 0533D, 0538 and 0538C |            |
| 90538CM0004 | Cylinder Kit for 0538            |            |

Cylinder locks may be keyed alike or differently. 5 key changes available; please specify.

Models available with heat-resistant, vinyl sleeve.

## 0538





- Slim, strong flush mounting latch. Two-way adjustable strike
- Easy closing with positive mechanical seal
- Easy release
- Straight or offset handle
- Locking or non-locking models

| Part No.    | Description                       | Handle   | Lock     |
|-------------|-----------------------------------|----------|----------|
| 10531000004 | Latch                             | Straight | None     |
| 10531B00004 | Latch                             | Offset   | None     |
| 10531C00004 | Latch                             | Straight | Cylinder |
| 10531BC0004 | Latch                             | Offset   | Cylinder |
| 90531CM0004 | Cylinder Kit for 0531C and 0531BC |          |          |

Cylinder locks may be keyed alike or differently;  
5 key changes available; please specify.

## Specifications

### Material

High pressure die-cast zinc body and strike housing; brass handle, strike insert and tongue

### Finish

Polished chrome

### Mounting

Drilled and countersunk for No. 10 (5.0 mm) screws

### Packaging

12 per carton complete with strikes

### Weight

Approx. 22 lb (10 kg) per carton

## 0930 Series Trigger Action Latches



- Dependable, time-tested trigger action latch
- Select one of six strikes to customize your application
- Adjustable strikes feature either Kason's micrometer or micro-turn strike for hairline fine adjustments
- Interchangeable for right or left-opening doors
- Standard padlocking feature

## Specifications

**Material**

High pressure die-cast zinc body; solid brass tongue

**Finish**

Polished chrome

**Mounting**


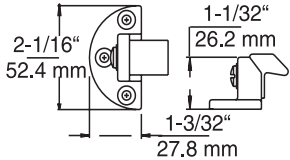

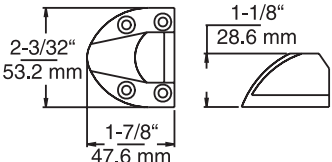

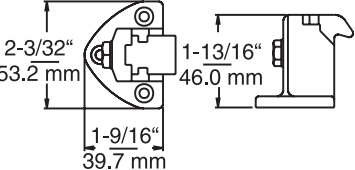

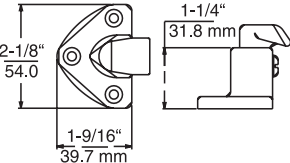

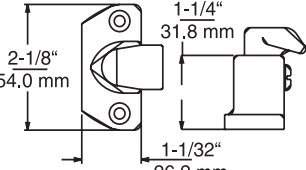

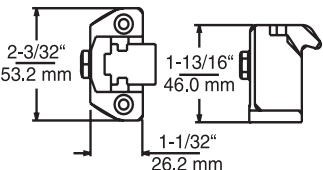
Drilled and countersunk for No. 8 (4.0 mm) screws

**Packaging**

10 per carton complete with strikes

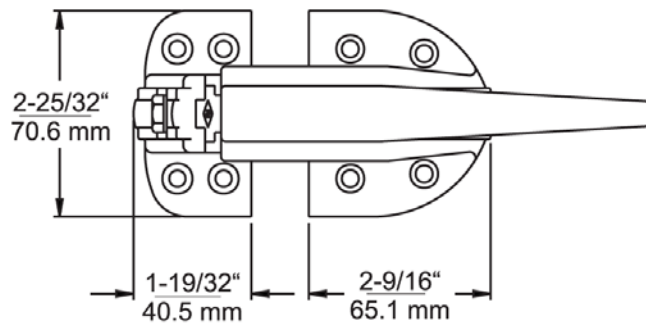
**Weight**

Approx. 14 lb (6.4 kg) per carton

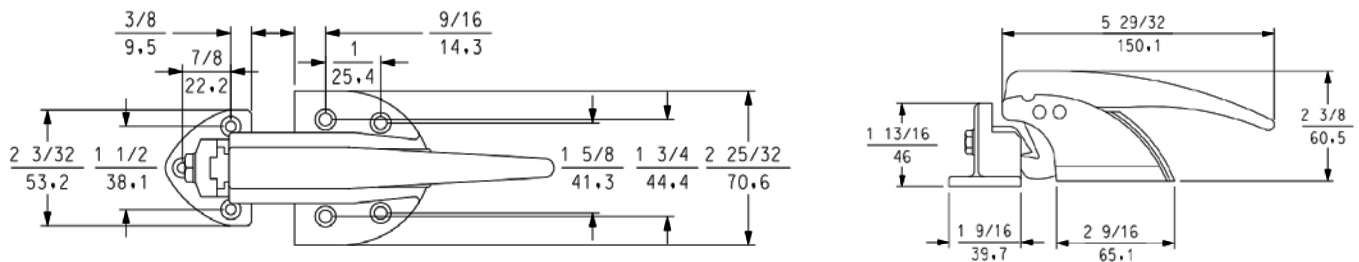
| Part No.    | Description                     | Offset                              |  |   |
|-------------|---------------------------------|-------------------------------------|--|---|
| 10930A00004 | Latch Adjustable Strike A       | Flush to 3/8"<br>(0 to 9.5 mm)      |    |    |
| 10930B00004 | Latch Stationary Strike B       | 1/4"<br>(6 to 4 mm)                 |   |   |
| 10930C00004 | Latch 3-hole microturn Strike C | 3/4" to 1-1/4"<br>(19.9 to 31.8 mm) |  |  |
| 10930D00004 | Latch 3-hole microturn Strike D | 7/8" to 1-1/4"<br>(22.2 to 31.8 mm) |  |  |
| 10930E00004 | Latch 2-hole microturn Strike E | 7/8" to 1-1/4"<br>(22.2 to 31.8 mm) |   |  |
| 10930F00004 | Latch 2-hole microturn Strike F | 3/4" to 1-1/4"<br>(19.9 to 31.8 mm) |   |  |

0930 latch body and strikes may be ordered separately; for complete model numbers, consult a Kason representative.

0931-08 / 0931-12



0931-4 / 0931AX-4



- Enlarged version of popular Kason No. 0930, for large reach-in doors
- Includes patented micrometer strike for hairline-fine adjustments

| Part No.    | Description                   | Offset                             |
|-------------|-------------------------------|------------------------------------|
| 10931000004 | Latch, 3 Hole Mounting Strike | Flush to 1/8" (0 to 3.2 mm)        |
| 10931000008 | Latch, 4 Hole Mounting Strike | 7/8" to 1-1/8" (22.2 to 28.6 mm)   |
| 10931000012 | Latch, 4 Hole Mounting Strike | 1-1/8" to 1-3/8" (28.6 to 34.9 mm) |

Specifications

**Material**

High pressure die-cast zinc body; brass tongue and strike insert

**Finish**

Polished chrome

**Mounting**

Drilled and countersunk for No. 10 (5.0 mm) screws

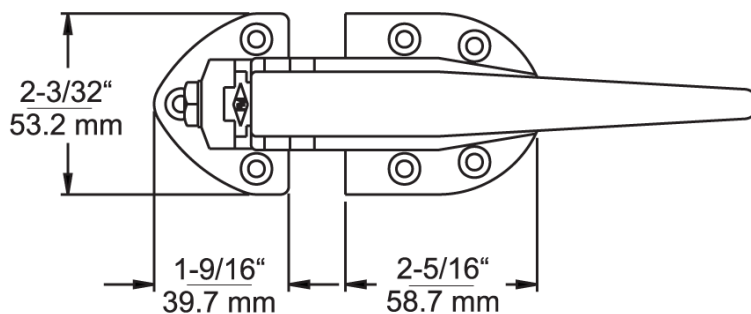
**Packaging**

6 per carton complete with strikes

**Weight**

Approx. 13 lb (5.9 kg) per carton

## 0930X Trigger Action Latch



- Factory Mutual test rated to release at force of 91.5 lb (407 N)
- Installs on right or left-opening door

| Part No.    | Description   | Offset                           |
|-------------|---------------|----------------------------------|
| 10930AX0004 | Venting Latch | Flush to 1/4" (0 to 6.4 mm)      |
| 10930CX0004 | Venting Latch | 7/8" to 1-1/8" (22.6 to 28.6 mm) |

### Specifications

#### Material

High pressure die-cast zinc body, handle and strike housing; extruded brass tongue and strike insert

#### Finish

Polished chrome

#### Mounting

Drilled and countersunk for No. 8 (4.0 mm) screws

#### Packaging

10 per carton

#### Weight

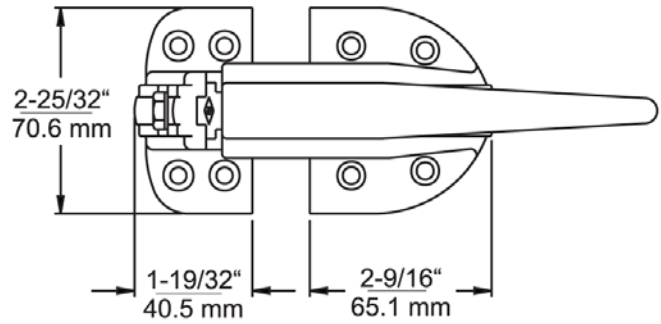
Approx. 13.8 lb (6.2 kg) per carton

#### Warning:

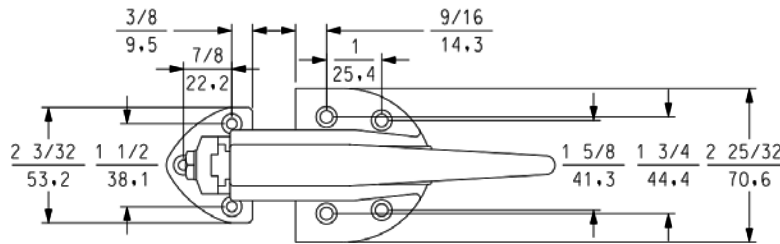
Explosion venting latches are intended to release at designated pressures to protect the enclosures on which they are mounted. Users must determine safe pressure levels for their specific applications. Because installations and environmental conditions vary, regular maintenance and latch function checks are necessary to assure proper operation.



0931 CX / 0931 HX



0931 AX



- Factory Mutual test rated to release at force of 42 lb (187 N)
- Installs on right or left-opening door

| Part No.    | Description                           | Offset                             |
|-------------|---------------------------------------|------------------------------------|
| 10931AX0004 | Venting Latch, 3 Hole Mounting Strike | Flush to 1/4" (0 to 6.4 mm)        |
| 10931CX0004 | Venting Latch, 4 Hole Mounting Strike | 7/8" to 1-1/8" (22.6 to 28.6 mm)   |
| 10931HX0004 | Venting Latch, 4 Hole Mounting Strike | 1-1/8" to 1-3/8" (28.6 to 34.9 mm) |

Specifications

Material

High pressure die-cast zinc body, handle and strike housing; extruded brass tongue and strike insert

Finish

Polished chrome

Mounting

Drilled and countersunk for No. 10 (5.0 mm) screws

Packaging

6 per carton

Weight

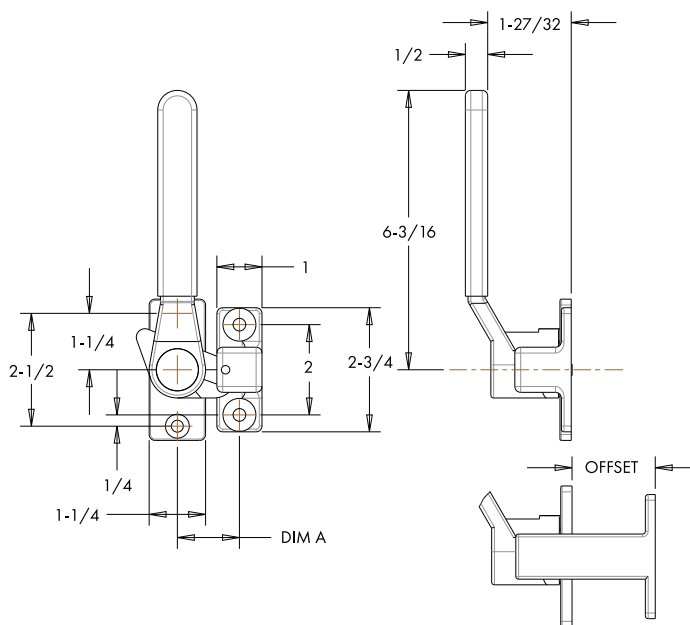
Approx. 12 lb (5.4 kg) per carton

Warning:

Explosion venting latches are intended to release at designated pressures to protect the enclosures on which they are mounted. Users must determine safe pressure levels for their specific applications. Because installations and environmental conditions vary, regular maintenance and latch function checks are necessary to assure proper operation.



## 0812 Cam Action Latch



- High luster polished chrome zinc handle and strike for use on heated cabinets where high gasket compression is required
- Positive action cam up design assures tight gasket seal and promotes ease of opening under varying temperatures
- Easy-grip handle sleeve of high temperature resistant vinyl keeps handle cool for safe operation
- Multiple offsets available
- Meets NSF/ANSI Standard 2 for food equipment

### Specifications

#### Material

Cast Zamak #12 alloy handle, strike and base; stainless steel pin

#### Finish

Polished chrome

#### Offset

Flush, 1-27/32" (46.8 mm)

#### Mounting

Handle drilled and countersunk and strike drilled for 1/4" (6.0 mm) screws

#### Packaging

12 per carton

| Part No.    | Description                  | Dim. A | Offset             | Wgt./Carton      |
|-------------|------------------------------|--------|--------------------|------------------|
| 10812000002 | Oven Cam Latch, Chrome       | 1-3/8" | 1-27/32" (46.8 mm) | 24.2 lb (11 kg)  |
| 10812000004 | Oven Cam Latch, Chrome       | 1-3/8" | Flush (0.0 mm)     | 18.4 lb (8.3 kg) |
| 10812000006 | Oven Cam Latch, Wide, Chrome | 1-5/8" | Flush (0.0 mm)     | 18.6 lb (8.4 kg) |







- Adjustable shelf support for coolers, freezers, dry storage
- Sturdy and sanitary
- Accepts 0066, 0067, and 0068 shelf clips

- Sanitary standard for removable shelving
- Keyhole slots accept quick-mounting 0065MS studs
- Accepts 0066, 0067, and 0068 shelf clips

**Specifications**

**Material**

Aluminum or stainless steel

**Width**

13/16" (20.6 mm)

**Adjustments**

Slotted for 1/2" (12.7 mm) adjustments

**Mounting**

Drilled and countersunk for No. 5 (3.0 mm) screws or pop rivets

**Specifications**

**Material**

Aluminum or stainless steel

**Width**

13/16" (20.6 mm)

**Adjustments**

Slotted for 1/2" (12.7 mm) adjustments

**Mounting**

Mount with No. 65MS studs and pop rivets or No. 10 (5.0 mm) screws. Custom sizes available. Minimum order quantities apply

| Length         | 60 Aluminum Part No. | 65 Aluminum Part No. | Quantity/ Carton | Weight/ Carton  | 60 Stainless Steel Part No. | 65 Stainless Steel Part No. | Quantity/ Carton | Weight/ Carton  |
|----------------|----------------------|----------------------|------------------|-----------------|-----------------------------|-----------------------------|------------------|-----------------|
| 36" (91.4 cm)  | 10060007036          | 10065007036          | 100              | 15 lb (6.8 kg)  | 10060009036                 | 10065009036                 | 100              | 29 lb (13.2 kg) |
| 48" (122.0 cm) | 10060007048          | 10065007048          | 100              | 20 lb (9.1 kg)  | 10060009048                 | 10065009048                 | 100              | 38 lb (17.2 kg) |
| 60" (152.4 cm) | 10060007060          | 10065007060          | 100              | 25 lb (11.3 kg) | 10060009060                 | 10065009060                 | 100              | 47 lb (21.3 kg) |
| 72" (189.9 cm) | 10060007072          | 10065007072          | 100              | 30 lb (13.6 kg) | 10060009072                 | 10065009072                 | 100              | 57 lb (25.9 kg) |

Custom lengths available upon request



0065MS



0066



0067



0068\*

**0065MS Mounting Stud**

Brass mounting stud for use with No. 0065 pilaster. Fasten with 1/8" (3.2 mm) pop rivet or No. 5 (3.0 mm) screws.

| Part No.    | Description                                       | Qty/ Carton | Weight/ Carton  |
|-------------|---|-------------|-----------------|
| 10065000000 | Nickel Plated Brass Mounting Stud for 65 Pilaster | 10,000      | 28 lb (12.7 kg) |
| 10066000004 | Shelf Support, Kasonized Steel                    | 1000        | 38 lb (15.4 kg) |
| 10066000008 | Shelf Support, Stainless Steel                    | 1000        | 38 lb (15.4 kg) |
| 10067000004 | Shelf Support, Kasonized Steel                    | 1000        | 38 lb (15.4 kg) |
| 10067000008 | Shelf Support, Stainless Steel                    | 1000        | 38 lb (15.4 kg) |
| 10068000008 | Shelf Support, Stainless Steel                    | 1000        | 38 lb (15.4 kg) |

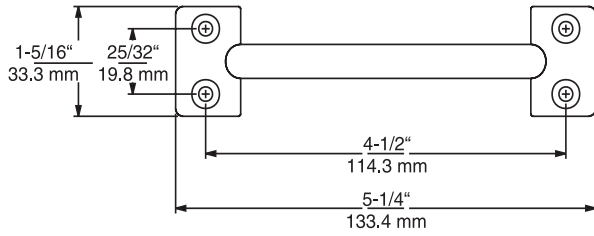
Pop rivets for use with No. 65 mounting stud.

**Shelf Supports**

- Removable shelving supports for use with Kason 13/16" (20.6 mm) wide pilasters. Mount quickly and hold securely
- Supports designed to hold 75 lb (34 kg) each, assuming pilasters are mounted with adequate support structure



## 0381 Die-Cast Handle



### Specifications

#### Material

High pressure die-cast zinc with polished chrome finish

#### Mounting Holes

Drilled and countersunk for No. 8 (4.0 mm) screws

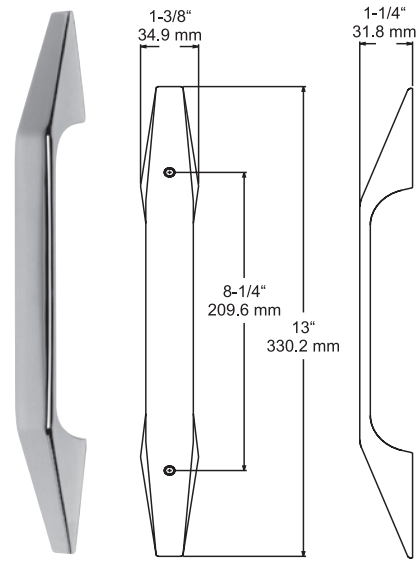
#### Packaging

100 per carton

#### Weight

23 lb (10.4 kg)

## 0902 Heavy-Duty Handle



- Snag-resistant tapered design deflects blows and bumps
- Elegant sculpted handles are highly polished chrome
- Solid die-cast zinc construction for strength and endurance
- Easily interchanges with popular handles

### Specifications

#### Material

High pressure die-cast zinc

#### Finish

Polished chrome or satin chrome

#### Mounting Holes

Rear mounting holes tapped for 1/4-20 screws

#### Packaging

20 per carton

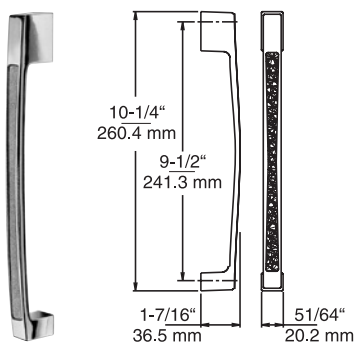
#### Weight

24 lb (10.9 kg) per carton

| Part No.   | Description                     |
|------------|---------------------------------|
| 1090200004 | HD Pull Handle, Polished Chrome |
| 1090200008 | HD Pull Handle, Satin Chrome    |



### 0906 Compact Rear Mount Handle



- Classic pull handles in two sizes
- Front or rear-mounting models available
- Solid die-cast zinc construction for strength and endurance
- Easily interchangeable with other popular handles

| Part No.    | Description          |
|-------------|----------------------|
| 10906E00004 | Rear Mounted Handle  |
| 10907005000 | Front Mounted Handle |
| 10910000004 | Rear Mounted Handle  |
| 10911000004 | Front Mounted Handle |

#### Specifications

##### Material

High pressure die-cast zinc

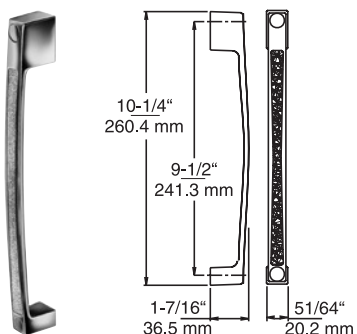
##### Finish

Polished chrome

##### Mounting Holes

Rear mounting holes tapped for 1/4-20 screws. Front mounting holes drilled for No. 10 (5.0 mm) screws

### 0907 Compact Front Mount Handle



#### Specifications (0906)

##### Packaging

50 per carton

##### Weight

28 lb (12.7 kg) per carton

#### Specifications (0907)

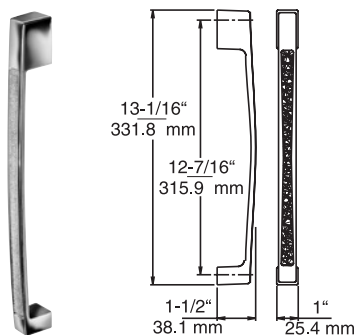
##### Packaging

50 per carton

##### Weight

25 lb (11.3 kg) per carton

### 0910 Customizer Rear Mount Handle



#### Specifications (0910)

##### Packaging

24 per carton

##### Weight

24 lb (10.9 kg) per carton

#### Specifications (0911)

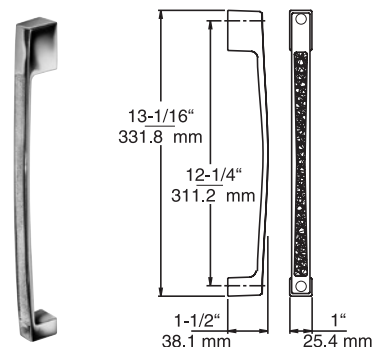
##### Packaging

20 per carton

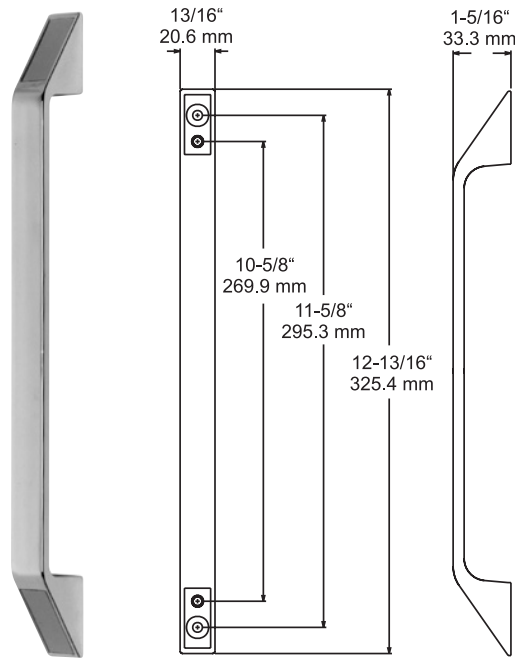
##### Weight

24 lb (10.9 kg) per carton

### 0911 Customizer Front Mount Handle



## 0912 Designer Handle



- Mounts front or rear. Silver or black decal inserts are available to cover front mounting holes
- Elegant sculpted handles are highly polished chrome
- Solid die-cast zinc construction for strength and endurance
- Easily interchanges with popular handles

### Specifications

#### Material

High pressure die-cast zinc

#### Finish

Polished chrome or satin chrome

#### Mounting Holes

Rear mounting holes tapped for 1/4-20 screws

#### Weight

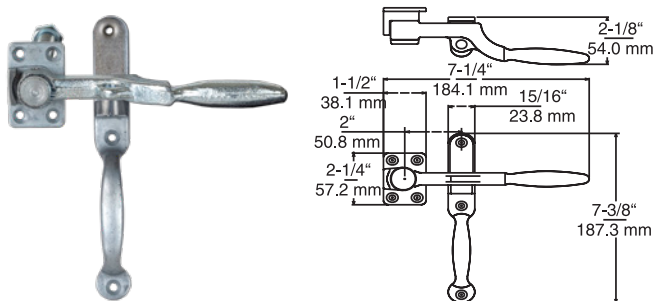
14 lb (6.8 kg) per carton

| Part No.        | Description                          | Qty./<br>Carton |
|-----------------|--------------------------------------|-----------------|
| 10912000002     | Silver Decal for 0912                | 100             |
| 10912000003     | Black Decal for 0912 (Special Order) | 100             |
| 10912000004     | Pull Handle, Polished Chrome         | 50              |
| 1091200000425C* | Handle Back Mount, Polished Chrome   | 50              |

Model 0912-425C available for back mount only; has smooth front and requires no decals



### 0877 Padlocking Pull Handle/ 0879 Padlocking Pull Handle Stub



#### 0877

7" threaded through-rod accepts No. 0893 inside release handle.

#### 0879

Similar to No. 0877 without threaded through-rod. Offsets from flush to 1/4" (0.0 to 6.4 mm) have 5/8" (15.9 mm) protruding boss.

#### Specifications (0877/0879/0878/0879H)

##### Material/Finish

Chrome plated brass or Kasonized iron lever handle and keeper; high pressure die-cast zinc offset blocks and pull handle

##### Mounting

Drilled and countersunk for No. 10 (5.0 mm) screws.  
Rod for 0877 and 0878: 9/16" (14.3 mm) diameter

### 0878 Padlocking Pull Handle/0879H Wedge Type



#### 0878

7" threaded through-rod accepts No. 0893 inside release handle.

#### 0879H Wedge Type

Similar to No. 0878 without threaded through-rod. Offsets from flush to 1/4" (0.0 to 6.4 mm) have 5/8" (15.9 mm) protruding boss.

### 0893 Inside Release Handle



For use with No. 0877 and 0878 levers.

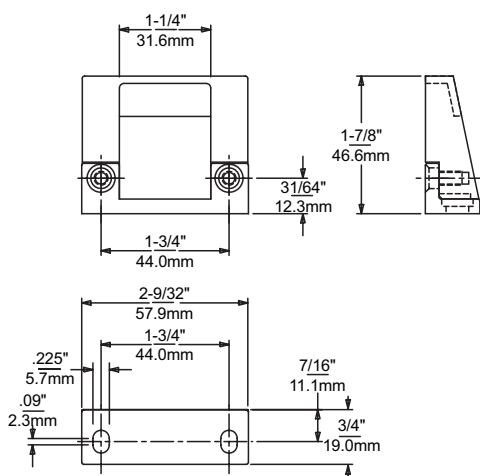
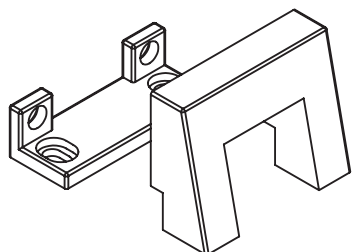

#### Specifications

##### Material/Finish

Zinc plate

| Part No.    | Description                           | Offset           | Finish    | Qty./ Carton | Wgt./ Carton       |
|-------------|---------------------------------------|------------------|-----------|--------------|--------------------|
| 10877000004 | Pull Handle Iron Lever                | Flush            | Kasonized | 12           | 24.6 lb (11.2 kg)  |
| 10877000028 | Pull Handle Iron Lever                | 1-1/8" (28.6 mm) | Kasonized | 12           | 24.6 lb (11.2 kg)  |
| 10877000032 | Pull Handle Brass Lever               | Flush            | Chrome    | 12           | 24.6 lb (11.2 kg)  |
| 10877000056 | Pull Handle Brass Lever               | 1-1/8" (28.6 mm) | Chrome    | 12           | 24.6 lb (11.2 kg)  |
| 10878000004 | Wedge Type Iron Lever                 | Flush            | Kasonized | 12           | 22 lb (10.0 kg)    |
| 10878000028 | Wedge Type Iron Lever                 | 1-1/8" (28.6 mm) | Kasonized | 12           | 22 lb (10.0 kg)    |
| 10878000032 | Wedge Type Brass Lever                | Flush            | Chrome    | 12           | 22 lb (10.0 kg)    |
| 10878000056 | Wedge Type Brass Lever                | 1-1/8" (28.6 mm) | Chrome    | 12           | 22 lb (10.0 kg)    |
| 10879000004 | Pull Handle Iron Stub                 | Flush            | Kasonized | 6            | 12.3 lb (5.6 kg)   |
| 10879000028 | Pull Handle Iron Stub                 | 1-1/8" (28.6 mm) | Kasonized | 6            | 12.3 lb (5.6 kg)   |
| 10879000032 | Pull Handle Brass Stub                | Flush            | Chrome    | 6            | 12.3 lb (5.6 kg)   |
| 10879000056 | Pull Handle Brass Stub                | 1-1/8" (28.6 mm) | Chrome    | 6            | 12.3 lb (5.6 kg)   |
| 10879H00004 | Wedge Type Iron Stub                  | Flush            | Kasonized | 6            | 11 lb (5.0 kg)     |
| 10879H00028 | Wedge Type Iron Stub                  | 1-1/8" (28.6 mm) | Kasonized | 6            | 11 lb (5.0 kg)     |
| 10879H00032 | Wedge Type Brass Stub                 | Flush            | Chrome    | 6            | 11 lb (5.0 kg)     |
| 10879H00056 | Wedge Type Brass Stub                 | 1-1/8" (28.6 mm) | Chrome    | 6            | 11 lb (5.0 kg)     |
| 10893000008 | Iron Inside Release for 0877 and 0878 |                  | Kasonized | 30           | 20.13 lb (9.13 kg) |

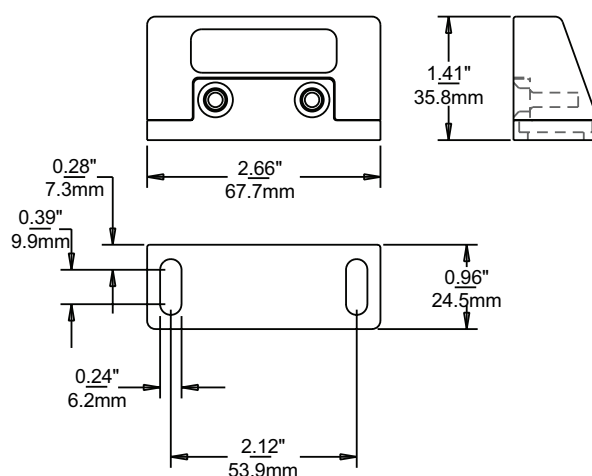
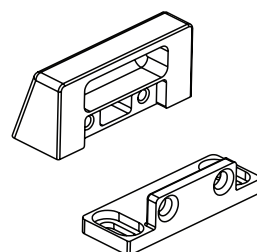

## 0038-08 Lock Keepers for Overlapping Reach-In Doors



- Simple lock keepers retain bolts on door mounted cylinder locks
- Mount on cabinet wall
- Strong die-cast zinc construction

| Part No.   | Description        | Qty./Carton |
|------------|--------------------|-------------|
| 1003800008 | Narrow Lock Keeper | 50          |
| 1003800012 | Wide Lock Keeper   | 50          |

## 0038-12 Lock Keepers for Overlapping Reach-In Doors



### Specifications

#### Material

Die-cast zinc

#### Finish

Polished and bright chrome plated

#### Mounting

Surface mounts with two No. 10 screws. Two No. 10-32 screws required to join two halves