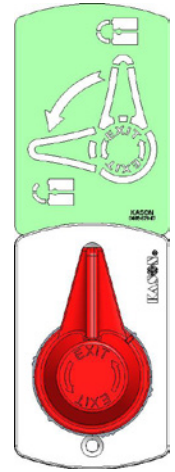
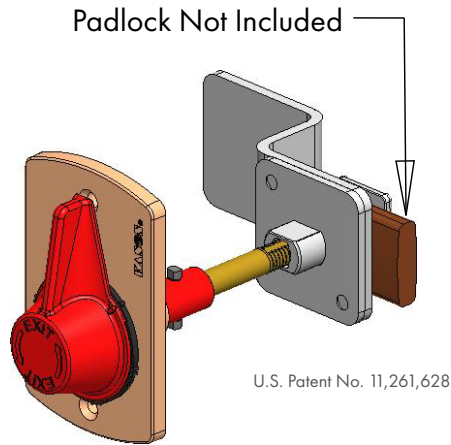
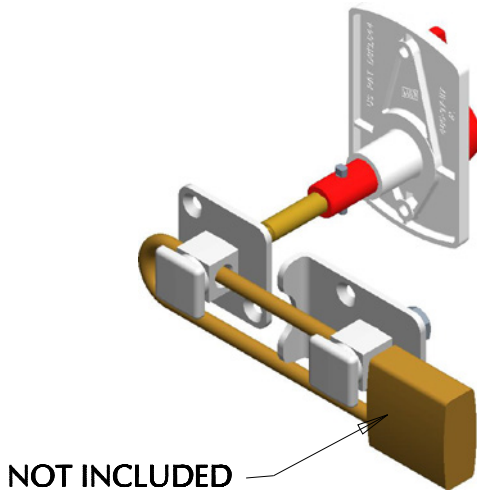


0036-485-340 Padlocking Hasp, Flush, Dual Post with Quarter Turn Latch

Part Number: 10036485340



FEATURES

- Padlocking hasp secures any flush door
- Secure with padlock (not included) in horizontal position across door
- Quarter turn inside release offers simple actuation meeting ADA requirements, and low conduction thermal break to limit energy losses through wall

MATERIALS

- **Post:** Zamak #3, Chrome Plated
- **Mounting Plate:** 300 Series Stainless Steel
- **Escutcheon Plate:** Polypropylene with Phosphorescent Pigment
- **Spacer:** ABS
- **Body:** Polycarbonate Glass Filled
- **Index Washer:** Polypropylene
- **Dowed Pin:** 18-8 Stainless Steel, Raw
- **Rod:** Brass, Raw
- **Weight:** 1.2 lb (0.53 kg)

DESIGN CRITERIA

- Temperature Range: -30 to 150°F (-34.4 to 65.5°C)
- Left/right door, through jam mounting
- Flush door security
- Drilled and countersunk for No. 10 (5 mm) flathead screws
- Security screws recommended for external plates (not provided)
- Standard 4" door (101.6 mm) thickness
- Custom lengths available, specify when ordering
- Accepts padlocks with minimum 4-3/4" shackles Ø9/32" or Ø5/16"

0036-485-340 Padlocking Hasp, Flush, Dual Post with Quarter Turn Latch

Part Number: 10036485340

